

COUNTY OF CUMBERLAND

STATE OF NEW JERSEY

REPORT OF AUDIT

**FOR THE YEAR ENDED
DECEMBER 31, 2024**



COUNTY OF CUMBERLAND
TABLE OF CONTENTS

<u>Exhibit No.</u>		<u>Page No.</u>
 <u>PART I</u>		
	Independent Auditor's Report	2
	Report on Internal Control Over Financial Reporting and on Compliance And Other Matters Based on an Audit of Financial Statements Performed in Accordance with Government Auditing Standards-Independent Auditor's Report	5
 <u>CURRENT FUND</u>		
A	Statements of Assets, Liabilities, Reserves and Fund Balance - Regulatory Basis	7
A-1	Statements of Operations and Changes in Fund Balance - Regulatory Basis	8
A-2	Statement of Revenue - Regulatory Basis	9
A-3	Statement of Expenditures - Regulatory Basis	12
 <u>TRUST FUNDS</u>		
B	Statements of Assets, Liabilities, Reserves and Fund Balance - Regulatory Basis	18
B-1	County Farmland and Open Space Preservation - Statement of Revenues - Regulatory Basis	20
B-2	County Farmland and Open Space Preservation - Statement of Expenditures - Regulatory Basis	20
 <u>GENERAL CAPITAL FUND</u>		
C	Statements of Assets, Liabilities, Reserves and Fund Balance - Regulatory Basis	21
 <u>FEDERAL, STATE AND OTHER GRANT FUND</u>		
D	Statements of Assets, Liabilities, Reserves and Fund Balance - Regulatory Basis	22
D-1	Statements of Operations and Changes in Fund Balance - Regulatory Basis	23
D-2	Statements of Operations and Changes in Fund Balance - Division of Social Services - Regulatory Basis	24
 <u>GENERAL FIXED ASSETS ACCOUNT GROUP</u>		
E	Statement of General Fixed Asset Group of Accounts—Regulatory Basis	25
	Notes to Financial Statements	26
 <u>SUPPLEMENTAL EXHIBITS</u>		
<u>CURRENT FUND</u>		
SA-1	Statement of Cash per N.J.S.A.40A:5-5 - Treasurer	83
SA-2	Statement of Change Funds and Petty Cash	84
SA-3	Statement of Due from Improvement Authority (Jail Bonds)	85
SA-4	Statement of Accounts Receivable – NJ State Election Reimbursement	85

COUNTY OF CUMBERLAND
TABLE OF CONTENTS (CONT'D)

<u>Exhibit No.</u>		<u>Page No.</u>
<u>SUPPLEMENTAL EXHIBITS (CONT'D)</u>		
<u>CURRENT FUND (CONT'D)</u>		
SA-5	Statement of Taxes Receivable	86
SA-6	Statement of Added and Omitted Taxes	86
SA-7	Statement of Revenue Accounts Receivable	87
SA-8	Statement of 2023 Appropriation Reserves	88
SA-9	Statement of Commodity Billings Receivable	91
SA-10	Statement of Accounts Payable	92
SA-11	Statement of Cash Held by County Treasurer for the Board of Health	93
SA-12	Statement of Cash Held by County Treasurer for the County Library	93
<u>TRUST FUND</u>		
SB-1	Statement of Trust Cash Per N.J.S.A.40A:5-5 - Treasurer	95
SB-2	Trust Fund - Other - Statement of Reserve for Payroll and Payroll Taxes Payable	96
SB-3	Trust Fund - Other - Statement of Miscellaneous Trust Fund Reserves	97
SB-4	Trust Fund - Other - Statement of County Prosecutor's Law Enforcement Trust Fund Accounts	98
SB-5	Trust Fund - Other - Statement of Reserve for Modernization of County Clerk	99
SB-6	County Farmland and Open Space Preservation - Statement of Reserve for County Open Space and Farmland Preservation	99
<u>GENERAL CAPITAL FUND</u>		
SC-1	Statement of General Capital Cash Per N.J.S.A.40A:5-5 - Treasurer	101
SC-2	Analysis of General Capital Cash	102
SC-3	Statement of Deferred Charges to Future Taxation - Funded	103
SC-4	Statement of Deferred Charges to Future Taxation - Unfunded	104
SC-5	Statement of Grant Receivable and Reserve for Grant Receivable	105
SC-6	Statement of General Serial Bonds	106
SC-7	Statement of Obligation Under Capital Loan Agreement	108
SC-8	Statement of Obligations Under Financed Purchase/Amount to be Provided for Retirement of Obligations Under Financed Purchase	109
SC-9	Statement of Capital Improvement Authorizations	110
SC-10	Statement of Capital Improvement Fund	111
SC-11	Schedule of Reserve to Retire Debt	112
SC-12	Statement of Reserve to Retire Debt Attributable Directly to the Cumberland Manor	113
SC-13	Statement of Accounts Receivable for the Repayment of Debt	114
SC-14	Statement of Bonds and Notes Authorized But Not Issued	115

COUNTY OF CUMBERLAND
TABLE OF CONTENTS (CONT'D)

Exhibit No. **Page No.**

SUPPLEMENTAL EXHIBITS (CONT'D)

FEDERAL, STATE AND OTHER GRANT FUND

SD-1	Statement of Cash Per N.J.S.A. 40A:5-5 - Treasurer	117
SD-2	Statement of Cash - Division of Social Services Per N.J.S.A. 40A:5-5 – Treasurer	118
SD-3	Statement of Federal, State and Other Grant Awards Receivable	119
SD-4	Statement of Area Plan Federal and State Grants Receivable	127
SD-5	Statement of Due to Current Fund	133
SD-6	Statement of Operating Accounts Payable - Division of Social Services	133
SD-7	Statement of Reserve for Federal, State and Other Grants - Unappropriated	134
SD-8	Statement of Reserve for Area Plan Grants - Appropriated	135
SD-9	Statement of Reserve for Federal, State and Other Grants - Appropriated	140
SD-10	Statement of Grant Awards - Division of Social Services	149
SD-11	Statement of Reserve for Clearing Fund - Division of Social Services	150
SD-12	Statement of Reserve for Child Support and Paternity Fund - Division of Social Services	151
SD-13	Statement of REACH Account - Division of Social Services	152

OTHER OFFICIALS AND INSTITUTIONS

SE	County Clerk - Statements of Assets, Liabilities and Reserves - Regulatory Basis	154
SE-1	County Clerk - Statement of Due to County Treasurer	155
SF	Surrogate - Statements of Assets, Liabilities and Reserves - Regulatory Basis	157
SF-1	Surrogate Custodian Account - Statement of Cash and Cash Equivalents	158
SF-2	Surrogate - Statement of Due to County Treasurer	159
SG	Sheriff's Office - Statements of Assets, Liabilities and Reserves - Regulatory Basis	160
SG-1	Sheriff's Office - Statement of Due to County Treasurer	161
SH	Prosecutor's Confidential Fund - Statements of Assets and Reserves - Regulatory Basis	162
SI	County Jail - Statements of Assets and Reserves - Regulatory Basis	163
SJ	Statement of Cash Reconciliation	164

PART II

Schedule of Findings and Recommendations

Schedule of Financial Statement Findings	166
Summary Schedule of Prior Year Audit Findings and Recommendations as Prepared by Management	167
OFFICIALS IN OFFICE AND SURETY BONDS	168
APPRECIATION	169

COUNTY OF CUMBERLAND

PART I

REPORT OF AUDIT OF FINANCIAL STATEMENTS

**FOR THE YEAR ENDED
DECEMBER 31, 2024**

INDEPENDENT AUDITOR'S REPORT

The Honorable Director and
Members of the Board of County Commissioners
County of Cumberland
Bridgeton, New Jersey 08302

Report on the Audit of the Financial Statements

Opinions

We have audited the accompanying statements of assets, liabilities, reserves and fund balance - regulatory basis of the various funds of the County of Cumberland, State of New Jersey, as of December 31, 2024 and 2023, and the related statements of operations and changes in fund balance - regulatory basis for the years then ended, and the related statement of revenues - regulatory basis, statement of expenditures - regulatory basis, and statement of general fixed asset group of accounts - regulatory basis for the year ended December 31, 2024, and the related notes to the financial statements, which collectively comprise the County's basic financial statements as listed in the table of contents.

Unmodified Opinions on Regulatory Basis of Accounting

In our opinion, the accompanying financial statements referred to above present fairly, in all material respects, the assets, liabilities, reserves and fund balance - regulatory basis of the various funds of the County of Cumberland, State of New Jersey, as of December 31, 2024 and 2023, and the results of its operations and changes in fund balance - regulatory basis of such funds for the years then ended, and the revenues - regulatory basis and expenditures - regulatory basis of the various funds, and general fixed asset group of accounts - regulatory basis, for the year ended December 31, 2024, in conformity with accounting principles and practices prescribed by the Division of Local Government Services, Department of Community Affairs, State of New Jersey, as described in note 1.

Adverse Opinion on Accounting Principles Generally Accepted in the United States of America

In our opinion, because of the significance of the matter discussed in the *Basis for Adverse Opinion on Accounting Principles Generally Accepted in the United States of America* section of our report, the accompanying financial statements referred to above do not present fairly the financial position of the County of Cumberland State of New Jersey, as of December 31, 2024 and 2023, or the results of its operations and changes in fund balance for the years then ended in accordance with accounting principles generally accepted in the United States of America.

Basis for Opinions on Regulatory Basis of Accounting

We conducted our audit in accordance with auditing standards generally accepted in the United States of America; the standards applicable to financial audits contained in *Government Auditing Standards*, issued by the Comptroller General of the United States; and in compliance with audit requirements as prescribed by the Division of Local Government Services, Department of Community Affairs, State of New Jersey, which is a basis of accounting other than accounting principles generally accepted in the United States of America, to meet the requirements of the State of New Jersey. Our responsibilities under those standards are further described in the *Auditor's Responsibilities for the Audit of the Financial Statements* section of our report. We are required to be independent of the County and to meet our other ethical responsibilities, in accordance with the relevant ethical requirements relating to our audit. We believe that the audit evidence we have obtained is sufficient and appropriate to provide a basis for our audit opinions.

Basis for Adverse Opinion on Accounting Principles Generally Accepted in the United States of America

As described in note 1 to the financial statements, the financial statements are prepared by the County on the basis of the financial reporting provisions of the Division of Local Government Services, Department of Community Affairs, State of New Jersey, which is a basis of accounting other than accounting principles generally accepted in the United States of America, to meet the requirements of the State of New Jersey. The effects on the financial statements of the variances between the regulatory basis of accounting described in note 1 and accounting principles generally accepted in the United States of America, although not reasonably determinable, are presumed to be material and pervasive.

Emphasis of Matter

Change in Accounting Principle

As discussed in note 1 to the financial statements, during the year ended December 31, 2024, the County adopted new accounting guidance, Governmental Accounting Standards Board (GASB) Statement No. 101, *Compensated Absences*. The adoption of this new accounting principle resulted in an updated measurement of compensated absences in accordance with the Statement (note 9). As a result of the regulatory basis of accounting, described in the previous paragraph, the implementation of this Statement only impacted financial statement disclosures. Our opinions are not modified with respect to this matter.

Responsibilities of Management for the Financial Statements

Management is responsible for the preparation and fair presentation of these financial statements in accordance with the financial reporting provisions of the Division of Local Government Services, Department of Community Affairs, State of New Jersey. Management is also responsible for the design, implementation, and maintenance of internal control relevant to the preparation and fair presentation of financial statements that are free from material misstatement, whether due to fraud or error.

In preparing the financial statements, management is required to evaluate whether there are conditions or events, considered in the aggregate, that raise substantial doubt about the County's ability to continue as a going concern for twelve months beyond the financial statement date, including any currently known information that may raise substantial doubt shortly thereafter.

Auditor's Responsibilities for the Audit of the Financial Statements

Our objectives are to obtain reasonable assurance about whether the financial statements as a whole are free from material misstatement, whether due to fraud or error, and to issue an auditor's report that includes our opinions. Reasonable assurance is a high level of assurance but is not absolute assurance and therefore is not a guarantee that an audit conducted in accordance with auditing standards generally accepted in the United States of America and *Government Auditing Standards* will always detect a material misstatement when it exists. The risk of not detecting a material misstatement resulting from fraud is higher than for one resulting from error, as fraud may involve collusion, forgery, intentional omissions, misrepresentations, or the override of internal control. Misstatements are considered material if there is a substantial likelihood that, individually or in the aggregate, they would influence the judgment made by a reasonable user based on the financial statements.

In performing an audit in accordance with auditing standards generally accepted in the United States of America and *Government Auditing Standards*, we:

- Exercise professional judgment and maintain professional skepticism throughout the audit.
- Identify and assess the risks of material misstatement of the financial statements, whether due to fraud or error, and design and perform audit procedures responsive to those risks. Such procedures include examining, on a test basis, evidence regarding the amounts and disclosures in the financial statements.
- Obtain an understanding of internal control relevant to the audit in order to design audit procedures that are appropriate in the circumstances, but not for the purpose of expressing an opinion on the effectiveness of the County's internal control. Accordingly, no such opinion is expressed.

Auditor's Responsibilities for the Audit of the Financial Statements (Cont'd)

In performing an audit in accordance with auditing standards generally accepted in the United States of America and *Government Auditing Standards*, we (cont'd):

- Evaluate the appropriateness of accounting policies used and the reasonableness of significant accounting estimates made by management, as well as evaluate the overall presentation of the financial statements.
- Conclude whether, in our judgment, there are conditions or events, considered in the aggregate, that raise substantial doubt about the County's ability to continue as a going concern for a reasonable period of time.

We are required to communicate with those charged with governance regarding, among other matters, the planned scope and timing of the audit, significant audit findings, and certain internal control-related matters that we identified during the audit.

Supplementary Information

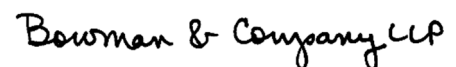
Our audit was conducted for the purpose of forming opinions on the financial statements that collectively comprise the County's basic financial statements. The accompanying supplemental statements and schedules presented for the various funds, as listed in the table of contents, are presented for purposes of additional analysis as required by the Division of Local Government Services, Department of Community Affairs, State of New Jersey, and are not a required part of the basic financial statements.

Such information is the responsibility of management and was derived from and relates directly to the underlying accounting and other records used to prepare the basic financial statements. The information has been subjected to the auditing procedures applied in the audit of the basic financial statements and certain additional procedures, including comparing and reconciling such information directly to the underlying accounting and other records used to prepare the basic financial statements or to the basic financial statements themselves, and other additional procedures in accordance with auditing standards generally accepted in the United States of America. In our opinion, the accompanying supplemental statements and schedules are fairly stated, in all material respects, in relation to the basic financial statements as a whole.


Other Reporting Required by Government Auditing Standards

In accordance with *Government Auditing Standards*, we have also issued our report dated August 18, 2025 on our consideration of the County of Cumberland's internal control over financial reporting and on our tests of its compliance with certain provisions of laws, regulations, contracts, and grant agreements and other matters. The purpose of that report is solely to describe the scope of our testing of internal control over financial reporting and compliance and the results of that testing, and not to provide an opinion on the effectiveness of the County of Cumberland's internal control over financial reporting or on compliance. That report is an integral part of an audit performed in accordance with *Government Auditing Standards* in considering the County of Cumberland's internal control over financial reporting and compliance.

Respectfully submitted,



BOWMAN & COMPANY LLP
Certified Public Accountants
& Consultants



Carol A. McAllister
Certified Public Accountant
Registered Municipal Accountant

Voorhees, New Jersey
August 18, 2025

**REPORT ON INTERNAL CONTROL OVER FINANCIAL REPORTING AND ON COMPLIANCE
AND OTHER MATTERS BASED ON AN AUDIT OF FINANCIAL STATEMENTS PERFORMED IN
ACCORDANCE WITH GOVERNMENT AUDITING STANDARDS**

INDEPENDENT AUDITOR'S REPORT

The Honorable Director and
Members of the Board of County Commissioners
County of Cumberland
Bridgeton, New Jersey 08302

We have audited, in accordance with the auditing standards generally accepted in the United States of America, the standards applicable to financial statement audits contained in *Government Auditing Standards*, issued by the Comptroller General of the United States, and audit requirements as prescribed by the Division of Local Government Services, Department of Community Affairs, State of New Jersey, the financial statements prepared on a regulatory basis of accounting prescribed by the Division of Local Government Services, Department of Community Affairs, State of New Jersey, of the County of Cumberland, State of New Jersey, as of and for the year ended December 31, 2024, and the related notes to the financial statements, which collectively comprise the County's basic financial statements, and have issued our report thereon dated August 18, 2025. That report indicated that the County of Cumberland's financial statements were not prepared in accordance with accounting principles generally accepted in the United States of America, but were prepared on a regulatory basis of accounting prescribed by the Division of Local Government Services, Department of Community Affairs, State of New Jersey. Our report on the financial statements included an emphasis of matter paragraph describing the adoption of a new accounting principle.

Report on Internal Control over Financial Reporting

In planning and performing our audit of the financial statements, we considered the County's internal control over financial reporting (internal control) as a basis for designing audit procedures that are appropriate in the circumstances for the purpose of expressing our opinions on the financial statements, but not for the purpose of expressing an opinion on the effectiveness of the County's internal control. Accordingly, we do not express an opinion on the effectiveness of the County's internal control.

A deficiency in internal control exists when the design or operation of a control does not allow management or employees, in the normal course of performing their assigned functions, to prevent, or detect and correct, misstatements on a timely basis. A *material weakness* is a deficiency, or combination of deficiencies, in internal control, such that there is a reasonable possibility that a material misstatement of the entity's financial statements will not be prevented, or detected and corrected, on a timely basis. A *significant deficiency* is a deficiency, or a combination of deficiencies, in internal control that is less severe than a material weakness, yet important enough to merit attention by those charged with governance.

Our consideration of internal control was for the limited purpose described in the first paragraph of this section and was not designed to identify all deficiencies in internal control that might be material weaknesses or significant deficiencies. Given these limitations, during our audit we did not identify any deficiencies in internal control that we consider to be material weaknesses. However, material weaknesses or significant deficiencies may exist that were not identified.

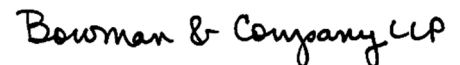
Report on Compliance and Other Matters

As part of obtaining reasonable assurance about whether the County's financial statements are free from material misstatement, we performed tests of its compliance with certain provisions of laws, regulations, contracts, and grant agreements, noncompliance with which could have a direct and material effect on the financial statements. However, providing an opinion on compliance with those provisions was not an objective of our audit, and accordingly, we do not express such an opinion. The results of our tests disclosed no instances of noncompliance or other matters that are required to be reported under *Government Auditing Standards*, and audit requirements as prescribed by the Division of Local Government Services, Department of Community Affairs, State of New Jersey.

Purpose of this Report

The purpose of this report is solely to describe the scope of our testing of internal control and compliance and the results of that testing, and not to provide an opinion on the effectiveness of the entity's internal control or on compliance. This report is an integral part of an audit performed in accordance with *Government Auditing Standards* and audit requirements as prescribed by the Division of Local Government Services, Department of Community Affairs, State of New Jersey, in considering the entity's internal control and compliance. Accordingly, this communication is not suitable for any other purpose.

Respectfully submitted,



BOWMAN & COMPANY LLP
Certified Public Accountants
& Consultants



Carol A. McAllister
Certified Public Accountant
Registered Municipal Accountant

Voorhees, New Jersey
August 18, 2025

COUNTY OF CUMBERLAND
CURRENT FUND

Statements of Assets, Liabilities, Reserves and Fund Balance - Regulatory Basis
As of December 31, 2024 and 2023

	<u>Ref.</u>	<u>2024</u>	<u>2023</u>
<u>Assets</u>			
Cash.....	SA-1	\$ 39,469,058.85	\$ 40,417,140.17
Cash - Change Funds.....	SA-2	440.00	440.00
Total Cash.....		39,469,498.85	40,417,580.17
Accounts Receivable			
Due from Improvement Authority (Jail Bonds).....	SA-3		19,480.00
NJ - Constitutional Officer Reimbursement.....	SA-1		199,931.57
NJ - State Elections Reimbursement.....	SA-4	835,755.93	398,562.11
Total Receivables without Reserves.....		835,755.93	617,973.68
Receivables with Full Reserves			
Added and Omitted Taxes.....	SA-6	666,080.74	547,413.19
Revenue Accounts Receivable.....	SA-7	147,238.49	130,080.48
Commodity Billing Receivable - Gasoline.....	SA-9	31,762.59	44,258.58
Due Grant Fund.....	SD-5	1,912,137.00	3,213,174.41
Total Receivables with Full Reserves.....		2,757,218.82	3,934,926.66
Total Assets.....		\$ 43,062,473.60	\$ 44,970,480.51
<u>Liabilities, Reserves and Fund Balance</u>			
Appropriation Reserves.....	A-3, SA-8	\$ 7,519,833.49	\$ 8,645,710.21
Appropriation Reserves - Encumbrances.....	A-3, SA-8	3,742,018.20	5,750,889.11
Accounts Payable.....	SA-10	55,695.75	778,840.89
Reserve - Fuel Facility Charges.....	SA-9	26,906.72	23,774.71
Board of Health.....	SA-11	3,936,059.39	2,869,693.06
County Library.....	SA-12	224,181.21	352,455.64
Total Cash Liabilities.....		15,504,694.76	18,421,363.62
Reserve for Accounts Receivable.....	A	2,757,218.82	3,934,926.66
Fund Balance.....	A-1	24,800,560.02	22,614,190.23
Total Liabilities, Reserves and Fund Balance.....		\$ 43,062,473.60	\$ 44,970,480.51

The accompanying Notes to Financial Statements are an integral part of these statements.

COUNTY OF CUMBERLAND
CURRENT FUND

Statements of Operations And Changes In Fund Balance - Regulatory Basis
For the Years Ended December 31, 2024 and 2023

	<u>2024</u>	<u>2023</u>
<u>Revenue and Other Realized Income</u>		
Fund Balance Utilized.....	\$ 10,000,000.00	\$ 12,500,000.00
Miscellaneous Revenues Anticipated		
Current Tax Levy.....	103,700,000.00	103,700,000.00
Operations.....	35,102,119.65	32,755,117.17
Federal and State Grants.....	67,271,002.99	81,234,378.37
Non Budget Revenue (MRNA).....	678,436.61	855,605.48
Unexpended Balance of Appropriation Reserves.....	8,077,687.92	5,801,820.92
Canceled Grants.....	198,962.59	15,147.55
Prior Year Adjustments		
Accounts Payable Canceled.....		210,163.18
State Aid on School Debt.....		126,084.00
Salary Refund.....		19,485.00
Grant Refund.....	19,761.62	81,303.00
Miscellaneous.....		(600.00)
Total Revenue and Realized Income.....	<u>225,047,971.38</u>	<u>237,298,504.67</u>
<u>Expenditures</u>		
Budget Appropriations		
Current Fund Salaries.....	41,035,000.00	39,195,000.00
Current Fund Other Expenses.....	51,045,676.25	51,808,103.25
Current Fund Fringe Benefits & Payroll Taxes.....	32,639,683.00	32,341,629.00
Current Fund Capital & Debt.....	20,830,919.00	21,348,237.00
Federal and State Grants.....	68,623,856.74	82,583,283.12
Total Expenditures.....	<u>214,175,134.99</u>	<u>227,276,252.37</u>
Interfunds Liquidated / (Created).....	<u>1,313,533.40</u>	<u>1,596.31</u>
Statutory Excess	12,186,369.79	10,023,848.61
Fund Balance, Beginning of Year.....	<u>22,614,190.23</u>	<u>25,090,341.62</u>
	34,800,560.02	35,114,190.23
Decreased by Fund Balance Utilized.....	<u>(10,000,000.00)</u>	<u>(12,500,000.00)</u>
Fund Balance, End of Year.....	<u>\$ 24,800,560.02</u>	<u>\$ 22,614,190.23</u>

The accompanying Notes to Financial Statements are an integral part of these statements.

COUNTY OF CUMBERLAND
CURRENT FUND
Statement of Revenue - Regulatory Basis
For the Year Ended December 31, 2024

	Anticipated				
	Original Budget	N.J.S.A. 40A:4-87	Total Anticipated	Realized	(Excess) Deficit
Section A - Local Revenue					
Added & Omitted Taxes.....	\$ 547,412.00		\$ 547,412.00	\$ (547,413.19)	\$ (1.19)
Interest on Investments.....	2,270,592.00		2,270,592.00	(3,096,023.22)	(825,431.22)
Improvement Authority - 5% Contribution.....	793,947.00		793,947.00	(793,947.00)	
Overhead Reimbursement					
Health Board.....	370,000.00		370,000.00	(370,000.00)	
Federal Grants.....	150,000.00		150,000.00	(186,577.05)	(36,577.05)
State Courts.....	680,640.00		680,640.00	(680,640.58)	(0.58)
Fringe Benefits					
Grants and County Agencies.....	12,240,000.00		12,240,000.00	(12,462,492.71)	(222,492.71)
Retirees and COBRA.....	350,000.00		350,000.00	(381,342.26)	(31,342.26)
Constitutional Officers					
County Clerk - 1 (Prior Rates).....	1,425,000.00		1,425,000.00	(1,348,948.50)	76,051.50
County Clerk - 2 (result of 2001 fee increase).....	325,000.00		325,000.00	(358,061.00)	(33,061.00)
County Clerk - Priority Funding.....	250,000.00		250,000.00	(195,761.75)	54,238.25
County Clerk - Adjuster.....	15,000.00		15,000.00	(16,049.84)	(1,049.84)
Surrogate - 1 (Prior Rates).....	85,000.00		85,000.00	(102,113.74)	(17,113.74)
Surrogate - 2 (result of 2001 fee increase).....	70,000.00		70,000.00	(74,334.00)	(4,334.00)
Sheriff - 1 (Prior Rates).....	200,000.00		200,000.00	(384,361.06)	(184,361.06)
Sheriff - 2 (result of 2001 fee increase).....	130,000.00		130,000.00	(221,608.14)	(91,608.14)
Elections.....	375,000.00		375,000.00	(398,391.39)	(23,391.39)
Prosecutor - Discovery.....	1,200.00		1,200.00	(817.89)	382.11
Fire Academy.....	20,000.00		20,000.00	(21,785.00)	(1,785.00)
ARPA Revenue Loss.....	5,206,450.00		5,206,450.00	(5,206,450.00)	
County Option Hospital Fee Program.....	1,228,644.00		1,228,644.00	(1,228,644.50)	(0.50)
Corrections - Other than Shared Services					
Housing of State Prisoners.....	70,000.00		70,000.00	(429,492.27)	(359,492.27)
Social Security Reimbursement.....	5,000.00		5,000.00	(12,400.00)	(7,400.00)
Inmate Medical Copays.....	1,500.00		1,500.00	(3,155.63)	(1,655.63)
Inmate Bail Forfeitures.....	500.00		500.00	(2,850.00)	(2,350.00)
Booking Fees.....	30,000.00		30,000.00	(36,967.27)	(6,967.27)
Public Works - Motor Vehicles Fine Fund.....	100,000.00		100,000.00	(100,000.00)	
Public Works - Street Opening Permits.....	40,000.00		40,000.00	(54,128.00)	(14,128.00)
First Step Clinic.....	226,000.00		226,000.00	(231,839.71)	(5,839.71)
Veteran Cemetery.....	35,000.00		35,000.00	(43,256.00)	(8,256.00)
Section B - State Aid					
Debt Service - TEC Bonds.....	3,081,246.00		3,081,246.00	(3,366,635.00)	(285,389.00)
Debt Service - College Bonds.....	1,742,812.00		1,742,812.00	(1,742,811.49)	0.51
Supplemental Security Income.....	547,524.00		547,524.00	(387,346.00)	160,178.00
State Salary Subsidies					
Constitutional Officers - Prosecutor.....	100,163.00		100,163.00	(104,166.50)	(4,003.50)
Constitutional Officers - Clerk.....	33,256.00		33,256.00	(35,858.23)	(2,602.23)
Constitutional Officers - Surrogate.....	33,256.00		33,256.00	(35,858.23)	(2,602.23)
Constitutional Officers - Sheriff.....	33,256.00		33,256.00	(35,858.23)	(2,602.23)
Office On Aging.....	58,000.00		58,000.00	(58,000.00)	
Mental Health Board.....	9,000.00		9,000.00	(12,000.00)	(3,000.00)

(Continued)

COUNTY OF CUMBERLAND
CURRENT FUND
Statement of Revenue - Regulatory Basis
For the Year Ended December 31, 2024

	Anticipated				
	Original Budget	N.J.S.A. 40A:4-87	Total Anticipated	Realized	(Excess) Deficit
<u>Section E - Special Items with Director's Written Approval</u>					
Debt - Reserve to Pay Bonds & Notes					
Cumberland Manor Bonds.....	\$ 16,197.00		\$ 16,197.00	\$ (16,197.15)	\$ (0.15)
Reserve to pay Bonds and Notes.....	317,537.00		317,537.00	(317,537.12)	(0.12)
Sub-total.....	33,214,132.00	\$ -	33,214,132.00	(35,102,119.65)	(1,887,987.65)
<u>Section D - Public & Private Revenue</u> <u>with Offsetting Appropriations:</u>					
Social Service Programs					
Supplemental Security Income.....	2,190,096.00		2,190,096.00	(2,190,096.00)	
Temporary Assistance for Needy Families.....	70,341.00		70,341.00	(70,341.00)	
General Assistance.....	17,287,552.00		17,287,552.00	(17,287,552.00)	
Social Service - Miscellaneous Revenue.....	1,032,252.00		1,032,252.00	(1,032,252.00)	
Social Service - Surplus.....	1,998,542.00		1,998,542.00	(1,998,542.00)	
Total Grants Appropriated -					
Federal and State Grants.....	12,180,904.94	32,511,315.05	44,692,219.99	(44,692,219.99)	
Sub-total.....	34,759,687.94	32,511,315.05	67,271,002.99	(67,271,002.99)	-
Current Fund Total Miscellaneous.....	67,973,819.94	32,511,315.05	100,485,134.99	(102,373,122.64)	(1,887,987.65)
Surplus Anticipated.....	10,000,000.00		10,000,000.00	(10,000,000.00)	
County Purpose Tax.....	103,700,000.00		103,700,000.00	(103,700,000.00)	
Total General Revenues.....	\$ 181,673,819.94	\$ 32,511,315.05	\$ 214,185,134.99	\$ (216,073,122.64)	\$ (1,887,987.65)
Federal & State Grants			\$ 44,692,219.99	\$ (44,692,219.99)	
Social Service Programs			22,578,783.00	(22,578,783.00)	
General Operations			33,214,132.00		
Cash				(35,102,119.65)	
Total Miscellaneous Revenue			\$ 100,485,134.99	\$ (102,373,122.64)	

The accompanying Notes to Financial Statements are an integral part of this statement.

COUNTY OF CUMBERLAND
CURRENT FUND
Statement of Revenue - Regulatory Basis
For the Year Ended December 31, 2024

Schedule of Non-Budget Revenue

Miscellaneous.....	\$ 9,648.44
Sale of Buck St, Millville Property.....	75,000.00
Employee ID Replacement Fee.....	110.00
Rent - South Jersey Drug Treatment.....	3,600.00
Photocopies (OPRA).....	574.44
Auction Proceeds.....	131,943.00
Farmland Lease.....	12,091.00
Billboard Lease.....	683.00
US Bank Capitalized Interest.....	19,525.56
Title IV-D Sheriff.....	118,716.54
Planning Subdivision/Site Fees.....	62,424.84
Prior Year Planning Subdivision/Site Fees.....	105,204.74
Road Inspection Fees.....	660.00
Construction Board of Appeals.....	200.00
Probation Fines and Restitution.....	1,934.43
Tax Abatements (County 5%).....	1,586.96
Prior Year Refunds.....	134,533.66
Total.....	<u>\$ 678,436.61</u>

The accompanying Notes to Financial Statements are an integral part of this statement.

COUNTY OF CUMBERLAND
CURRENT FUND
Statement of Expenditures - Regulatory Basis
For the Year Ended December 31, 2024

	Anticipated		Expended			Unexpended
	Original Budget	Budget After Modification	Paid or Charged	Encumbrances	Reserved	Balance Canceled
<u>Salaries</u>						
General Government						
Commissioners.....	\$ 203,000.00	\$ 203,000.00	\$ (190,726.61)		\$ 12,273.39	
County Clerk.....	818,000.00	818,000.00	(754,495.33)		63,504.67	
Administration & Finance.....	1,815,000.00	1,815,000.00	(1,698,483.41)		116,516.59	
Technology.....	679,000.00	679,000.00	(613,443.35)		65,556.65	
Elections.....	285,000.00	185,000.00	(136,626.48)		48,373.52	
Board of Taxation.....	202,000.00	202,000.00	(178,904.24)		23,095.76	
Board of Elections.....	660,000.00	625,000.00	(395,798.53)		229,201.47	
Legal.....	327,000.00	327,000.00	(301,220.88)		25,779.12	
Adjuster.....	48,000.00	51,500.00	(49,250.78)		2,249.22	
Buildings & Grounds.....	2,295,000.00	2,295,000.00	(1,948,765.55)		346,234.45	
Land Use Administration - Planning.....	587,000.00	587,000.00	(540,467.37)		46,532.63	
Judiciary and Corrections						
Surrogate.....	443,000.00	443,000.00	(420,543.21)		22,456.79	
Sheriff.....	5,318,000.00	5,318,000.00	(4,808,876.81)		509,123.19	
Prosecutor.....	9,433,000.00	9,433,000.00	(8,215,492.55)		1,217,507.45	
Juvenile Detention.....	265,000.00	276,500.00	(267,231.35)		9,268.65	
County Jail.....	11,222,000.00	10,627,000.00	(9,831,518.77)		795,481.23	
Public Safety						
Weights & Measures.....	274,000.00	274,000.00	(213,436.31)		60,563.69	
Emergency Communications (911).....	1,676,000.00	1,676,000.00	(1,450,241.55)		225,758.45	
Emergency Management.....	362,000.00	362,000.00	(316,341.07)		45,658.93	
Fire Academy.....	65,000.00	90,000.00	(86,006.98)		3,993.02	
Public Works						
Roads & Bridges.....	1,974,000.00	1,974,000.00	(1,783,328.18)		190,671.82	
Traffic Engineer.....	166,000.00	166,000.00	(146,443.27)		19,556.73	
Engineering.....	562,000.00	562,000.00	(490,827.21)		71,172.79	
Mosquito Control.....	571,000.00	571,000.00	(447,180.05)		123,819.95	

(Continued)

COUNTY OF CUMBERLAND
CURRENT FUND
Statement of Expenditures - Regulatory Basis
For the Year Ended December 31, 2024

	Anticipated		Expended			Unexpended
	<u>Original Budget</u>	<u>Budget After Modification</u>	<u>Paid or Charged</u>	<u>Encumbrances</u>	<u>Reserved</u>	<u>Balance Canceled</u>
<u>Salaries (Cont'd)</u>						
Health & Human/Social Services						
Aging & Disabled.....	\$ 307,000.00	\$ 307,000.00	\$ (222,524.88)		\$ 84,475.12	
Drug & Alcohol Treatment.....	97,000.00	97,000.00	(58,989.07)		38,010.93	
First Step Clinic.....	318,000.00	318,000.00	(230,080.83)		87,919.17	
Veterans Affairs.....	250,000.00	250,000.00	(236,662.96)		13,337.04	
Recreation, Culture, Heritage & Education						
Rutgers Agriculture Extension.....	363,000.00	363,000.00	(296,474.82)		66,525.18	
County School Superintendent.....	140,000.00	140,000.00	(131,424.24)		8,575.76	
Sub-Total Operations - Salaries.....	41,725,000.00	41,035,000.00	(36,461,806.64)	\$ -	4,573,193.36	\$ -
<u>Other Expenses</u>						
General Government						
Commissioners.....	50,000.00	60,000.00	(44,352.62)	(6,434.75)	9,212.63	
County Clerk.....	132,000.00	132,000.00	(96,860.47)	(9,819.46)	25,320.07	
Administration & Finance.....	612,000.00	612,000.00	(526,484.36)	(65,026.57)	20,489.07	
Technology.....	530,000.00	530,000.00	(309,927.13)	(218,659.08)	1,413.79	
Auditor.....	120,000.00	120,000.00			120,000.00	
Election Expenses.....	1,202,000.00	1,552,000.00	(1,117,340.14)	(60,688.68)	373,971.18	
Board of Taxation.....	12,500.00	12,500.00	(10,147.82)		2,352.18	
Board of Elections.....	20,000.00	20,000.00	(13,920.75)	(1,757.77)	4,321.48	
Legal.....	41,000.00	41,000.00	(23,032.83)	(496.99)	17,470.18	
Adjuster.....	67,000.00	67,000.00	(56,196.79)	(5,907.00)	4,896.21	
Central Expenses - Facilities						
Other Insurance.....	3,208,000.00	3,208,000.00	(3,208,000.00)			
Buildings & Grounds.....	963,300.00	998,300.00	(785,086.04)	(176,848.34)	36,365.62	
Switchboard.....	555,000.00	555,000.00	(452,046.87)	(31,207.24)	71,745.89	
Postage.....	130,000.00	130,000.00	(127,337.63)		2,662.37	
Utilities - Heat, Electric, Water, etc.....	1,400,000.00	1,400,000.00	(1,330,771.34)	(43,587.02)	25,641.64	

(Continued)

COUNTY OF CUMBERLAND
CURRENT FUND
Statement of Expenditures - Regulatory Basis
For the Year Ended December 31, 2024

	Anticipated		Expended			Unexpended
	<u>Original Budget</u>	<u>Budget After Modification</u>	<u>Paid or Charged</u>	<u>Encumbrances</u>	<u>Reserved</u>	<u>Balance Canceled</u>
<u>Other Expenses (Cont'd)</u>						
Central Expenses - Facilities (Cont'd)						
Gasoline.....	\$ 410,000.00	\$ 535,000.00	\$ (421,202.98)	\$ (1,931.00)	\$ 111,866.02	
Copier Lease and Toner.....	75,000.00	75,000.00	(44,586.30)	(12,202.00)	18,211.70	
Land Use Administration						
Planning.....	158,000.00	158,000.00	(120,401.30)	(24,208.17)	13,390.53	
Agriculture Development.....	15,000.00	15,000.00			15,000.00	
Soil Conservation.....	15,000.00	15,000.00			15,000.00	
Board of Construction Appeals.....	20,000.00	20,000.00	(2,394.00)	(2,606.00)	15,000.00	
Judiciary and Corrections						
Surrogate.....	36,000.00	36,000.00	(35,537.35)	(241.25)	221.40	
Sheriff.....	512,000.00	512,000.00	(337,041.44)	(44,407.33)	130,551.23	
Medical Examiner.....	1,025,000.00	1,025,000.00	(728,198.40)	(1,174.60)	295,627.00	
Prosecutor.....	629,330.00	629,330.00	(583,454.23)	(32,777.54)	13,098.23	
Juvenile Detention - Shared Service.....	1,500,000.00	2,500,000.00	(2,104,255.11)	(167,157.52)	228,587.37	
Juvenile Detention.....	121,500.00	121,500.00	(19,732.32)	(79,350.86)	22,416.82	
County Jail - Corrections.....	10,283,550.00	9,453,550.00	(6,711,462.99)	(2,019,495.00)	722,592.01	
County Jail - Corrections (ARPA).....	5,206,450.00	5,206,450.00	(5,206,450.00)			
Public Safety						
Weights & Measures.....	14,000.00	14,000.00	(8,981.06)		5,018.94	
Emergency Communications (911).....	303,000.00	303,000.00	(155,237.79)	(144,689.39)	3,072.82	
Emergency Management.....	27,000.00	27,000.00	(20,699.50)	(5,270.67)	1,029.83	
Fire Academy.....	27,500.00	27,500.00	(13,649.04)	(13,121.00)	729.96	
Volunteer Fire Police.....	20,000.00	20,000.00	(20,000.00)			
Emergency Phones, Fiber & Towers.....	165,000.00	165,000.00	(155,783.73)	(8,882.40)	333.87	
Public Works						
Roads & Bridges.....	676,000.00	676,000.00	(576,500.65)	(97,012.00)	2,487.35	
Traffic Engineer.....	182,600.00	182,600.00	(76,494.50)	(105,947.09)	158.41	
Engineering.....	54,400.00	54,400.00	(24,946.19)	(28,563.72)	890.09	
Mosquito Control.....	91,460.00	91,460.00	(82,610.57)	(8,753.47)	95.96	
Lighting of Streets & Bridges.....	60,000.00	60,000.00	(48,806.81)	(8,170.22)	3,022.97	

(Continued)

COUNTY OF CUMBERLAND
CURRENT FUND
Statement of Expenditures - Regulatory Basis
For the Year Ended December 31, 2024

	Anticipated		Expended			Unexpended
	<u>Original Budget</u>	<u>Budget After Modification</u>	<u>Paid or Charged</u>	<u>Encumbrances</u>	<u>Reserved</u>	<u>Balance Canceled</u>
<u>Other Expenses (Cont'd)</u>						
Human / Social Services						
Aging & Disabled.....	\$ 35,000.00	\$ 35,000.00	\$ (12,226.36)	\$ (291.84)	\$ 22,481.80	
Drug & Alcohol Treatment.....	29,855.00	29,855.00	(17,953.45)	(10,117.45)	1,784.10	
Mental Health Board.....	5,800.00	5,800.00	(2,763.06)	(1,000.00)	2,036.94	
First Step Clinic.....	77,345.00	77,345.00	(67,847.52)	(6,648.03)	2,849.45	
Social Service Agency Contributions.....	182,500.00	182,500.00	(115,000.00)	(42,348.00)	25,152.00	
Veterans Affairs.....	50,000.00	50,000.00	(40,327.36)	(6,627.79)	3,044.85	
Social Service Board - County Share						
Administration.....	5,486,075.00	5,486,075.00	(5,486,075.00)			
TANF.....	70,341.00	70,341.00	(70,341.00)			
SSI.....	547,524.00	547,524.00	(547,524.00)			
State Institutions, Mental Diseases.....	1,545,000.00	1,545,000.00	(1,542,386.00)		2,614.00	
Recreation, Culture, Heritage & Education						
Fairgrounds.....	25,000.00	25,000.00	(24,203.70)	(325.50)	470.80	
County Library.....	1,110,000.00	1,110,000.00	(1,110,000.00)			
County College.....	7,300,000.00	7,300,000.00	(7,300,000.00)			
Out of County College Tuition.....	60,000.00	60,000.00	(40,189.96)		19,810.04	
Rutgers Agriculture Extension.....	117,000.00	117,000.00	(20,665.13)	(72,057.72)	24,277.15	
Vocational & Technical High School.....	2,800,000.00	2,800,000.00	(2,800,000.00)			
County School Superintendent.....	6,500.00	6,500.00	(881.33)	(662.66)	4,956.01	
Unclassified						
Contingency.....	50,000.00	50,000.00	(19,791.66)	(30,208.34)		
Matching Funds for Grants.....	1,540,000.00	187,146.25			187,146.25	
Judgements.....	10,000.00	10,000.00				\$ (10,000.00)
Sub-Total Operations - Other Expenses.....	51,718,530.00	51,055,676.25	(44,818,106.58)	(3,596,681.46)	2,630,888.21	(10,000.00)

(Continued)

COUNTY OF CUMBERLAND
CURRENT FUND
Statement of Expenditures - Regulatory Basis
For the Year Ended December 31, 2024

	Anticipated		Expended			Unexpended
	Original Budget	Budget After Modification	Paid or Charged	Encumbrances	Reserved	Balance Canceled
<u>Fringe Benefits & Payroll Taxes</u>						
Workers Compensation.....	\$ 1,468,000.00	\$ 1,468,000.00	\$ (1,468,000.00)			
Employee Health Insurance.....	13,015,000.00	13,015,000.00	(12,963,314.83)	\$ (40,811.91)	\$ 10,873.26	
Retiree Health Insurance.....	2,285,000.00	2,285,000.00	(2,134,562.53)	(104,524.83)	45,912.64	
Employee Insurance Waivers.....	215,000.00	215,000.00	(182,975.68)		32,024.32	
Terminal Leave - Sick & Vacation.....	30,000.00	30,000.00	(30,000.00)			
Salary Adjustments.....						
Education Fund, Tuition Reimburse.....	45,000.00	45,000.00	(24,343.99)		20,656.01	
Pension - DCRP.....	70,000.00	70,000.00	(59,536.88)		10,463.12	
Pension - Public Employees.....	6,387,237.00	6,387,237.00	(6,387,236.33)		0.67	
Pension - Police & Fire.....	4,214,446.00	4,214,446.00	(4,214,445.32)		0.68	
Social Security.....	4,385,000.00	4,385,000.00	(4,256,935.95)		128,064.05	
NJ Unemployment.....	525,000.00	525,000.00	(457,242.83)		67,757.17	
Sub-Total Operations - Fringe Benefits.....	32,639,683.00	32,639,683.00	(32,178,594.34)	(145,336.74)	315,751.92	\$ -
<u>Public and Private Programs</u>						
Social Service Programs						
Social Service Board.....	3,030,794.00	3,030,794.00	(3,030,794.00)			
Social Service Board, NJ Share.....	17,287,552.00	17,287,552.00	(17,287,552.00)			
SSI - Division of Social Services.....	2,190,096.00	2,190,096.00	(2,190,096.00)			
TANF - Division of Social Services.....	70,341.00	70,341.00	(70,341.00)			
Federal and State Grants (N.J.S.A.40A:4-87 \$32,511,315.05+).....	12,180,904.94	44,692,219.99	(44,692,219.99)			
Matching Funds for Grants.....		1,352,853.75	(1,352,853.75)			
Sub-Total Operations - Public and Private Programs.....	34,759,687.94	68,623,856.74	(68,623,856.74)	-	-	-
Total Operations.....	160,842,900.94	193,354,215.99	(182,082,364.30)	(3,742,018.20)	7,519,833.49	(10,000.00)

(Continued)

COUNTY OF CUMBERLAND
CURRENT FUND
Statement of Expenditures - Regulatory Basis
For the Year Ended December 31, 2024

	Anticipated		Expended			Unexpended
	<u>Original Budget</u>	<u>Budget After Modification</u>	<u>Paid or Charged</u>	<u>Encumbrances</u>	<u>Reserved</u>	<u>Balance Canceled</u>
<u>Capital, Debt and Other Charges</u>						
Capital Improvement Fund.....	\$ 260,000.00	\$ 260,000.00	\$ (260,000.00)			
Capital Lease - Prison Construction.....	3,524,550.00	3,524,550.00	(3,524,550.00)			
Bond Principal - College Bonds.....	2,800,000.00	2,800,000.00	(2,800,000.00)			
Bond Principal - TEC Bonds.....	3,310,000.00	3,310,000.00	(3,310,000.00)			
Bond Principal - Other Bonds.....	6,650,000.00	6,650,000.00	(6,650,000.00)			
Interest on Bonds - College Bonds.....	685,623.00	685,623.00	(685,623.00)			
Interest on Bonds - TEC Bonds.....	2,503,671.00	2,503,671.00	(2,503,671.00)			
Interest on Bonds - Other Bonds.....	1,097,075.00	1,097,075.00	(1,097,075.00)			
Total Capital, Debt and Other Charges.....	20,830,919.00	20,830,919.00	(20,830,919.00)	\$ -	\$ -	\$ -
Total Appropriations.....	<u>\$ 181,673,819.94</u>	<u>\$ 214,185,134.99</u>	<u>\$(202,913,283.30)</u>	<u>\$ (3,742,018.20)</u>	<u>\$ 7,519,833.49</u>	<u>\$ (10,000.00)</u>
Budget:						
General Operations.....		\$ 146,914,132.00				
Federal and State Grants Appropriated.....		12,180,904.94				
Social Service Programs.....		<u>22,578,783.00</u>				
Total Budget.....		181,673,819.94				
Appropriation by N.J.S.A. 40A:4-87.....		<u>32,511,315.05</u>				
		<u>\$ 214,185,134.99</u>				
Cash Disbursed.....			\$ (136,145,143.97)			
Commodity Billing Receivable - Gasoline..			502,863.66			
Federal and State Grants Appropriated.....			(44,692,219.99)			
Social Service Programs.....			<u>(22,578,783.00)</u>			
			<u>\$ (202,913,283.30)</u>			

The accompanying Notes to Financial Statements are an integral part of this statement.

COUNTY OF CUMBERLAND

TRUST FUNDS

Statements of Assets, Liabilities, Reserves and Fund Balance - Regulatory Basis

As of December 31, 2024 and 2023

	<u>Ref.</u>	<u>2024</u>	<u>2023</u>
<u>Assets</u>			
Trust Fund - Other:			
Cash.....	SB-1	\$ 10,189,221.30	\$ 10,412,396.20
Trust Fund - County Farmland and Open Space Preservation:			
Cash.....	SB-1	3,138,591.11	2,156,093.53
Total.....		<u>\$ 13,327,812.41</u>	<u>\$ 12,568,489.73</u>
<u>Liabilities, Reserves and Fund Balance</u>			
Trust Fund - Other:			
Miscellaneous Trust Reserves:			
Finance:			
Terminal Leave, Accumulated Sick Time.....	SB-3	\$ 1,275,553.32	\$ 1,304,438.29
Insurance - Property and Equipment.....	SB-3	1,173,950.26	1,134,768.32
Insurance - Liability.....	SB-3	1,487,218.02	1,557,690.04
Insurance - Workers Compensation.....	SB-3	1,085,164.32	961,408.64
Tax Board - Appeals.....	SB-3	72,759.42	93,142.82
Surrogate.....	SB-3	70,093.19	71,471.84
Planning:			
Performance Guarantees.....	SB-3	159,352.02	417,594.02
Sub-division Site Inspection Escrow.....	SB-3	464.90	124,986.00
Donations - Cultural and Heritage.....	SB-3	24,531.67	23,211.67
Recreation Trust Fund.....	SB-3	41,834.25	9,186.94
Weights and Measures Fund.....	SB-3	162,674.49	235,754.49
Sheriff:			
Sheriff.....	SB-3	21,811.53	23,429.72
Law Enforcement Trust / Forfeited Funds.....	SB-3	5,423.47	5,423.47
Donations - K-9.....	SB-3	16,999.30	12,087.93
Donations - Community Programs.....	SB-3	10,524.00	14,640.32
Attorney Identification Card Program.....	SB-3	675.80	650.80
Foreclosure Intervention Fund.....	SB-3	12,913.00	12,913.00

(Continued)

COUNTY OF CUMBERLAND

TRUST FUNDS

Statements of Assets, Liabilities, Reserves and Fund Balance - Regulatory Basis

As of December 31, 2024 and 2023

	<u>Ref.</u>	<u>2024</u>	<u>2023</u>
<u>Liabilities, Reserves and Fund Balance (Cont'd)</u>			
Trust Fund - Other (Cont'd):			
Miscellaneous Trust Reserves (Cont'd):			
Corrections - County Jail:			
Commissions, Commissary and Telephone.....	SB-3	\$ 502,345.03	\$ 551,945.00
Last Chance Program.....	SB-3	4,175.50	4,175.50
Inmate Commissary.....	SB-3	97,263.30	96,778.96
Public Works:			
Roads - Motor Vehicle Fines.....	SB-3	196,029.78	419,141.60
Roads - Emergency Repair, FEMA/Insurance.....	SB-3		52,988.72
Storm Recovery Trust Fund.....	SB-3	40,776.67	40,776.67
Aging and Disabled:			
Older Americans Act.....	SB-3	757,075.07	780,902.23
Homeless.....	SB-3	336,054.80	255,447.00
Human Services Donations.....	SB-3	300.00	
Veterans Cemetery - Donations.....	SB-3	4,006.00	1,831.00
Employment Training - Transportation.....	SB-3	152,083.22	196,537.29
Library - Donations.....	SB-3	4,264.58	6,742.80
Prosecutor's Law Enforcement.....	SB-4	1,608,751.06	1,103,028.75
County Clerk.....	SB-5	249,607.46	342,715.20
Payroll Withholding Liabilities			
Reserve Balances.....	SB-2	24,701.24	14,811.57
Encumbrances.....	SB-2	589,844.63	541,775.60
Trust Fund - County Farmland and Open Space Preservation:			
Farmland/Open Space Preservation.....	SB-6	3,138,591.11	2,156,093.53
		<u>\$ 13,327,812.41</u>	<u>\$ 12,568,489.73</u>

The accompanying Notes to Financial Statements are an integral part of these statements.

COUNTY OF CUMBERLAND
TRUST FUND - COUNTY FARMLAND AND OPEN SPACE PRESERVATION
Statement of Revenues - Regulatory Basis
For the Year Ended December 31, 2024

<u>Revenue</u>	<u>Anticipated Budget</u>	<u>Budget After Modifications</u>	<u>Realized</u>	<u>Excess or (Deficit)</u>
Amount to be Raised by Taxation.....	\$ 1,162,792.00	\$ 1,164,423.20	\$ (1,164,423.20)	
Added & Omitted Taxes.....		5,712.05	(5,712.05)	
State Grants.....		255,378.56	(255,378.56)	
Reserved Balance.....	2,156,093.53	2,156,093.53	(2,156,093.53)	
Total Revenue.....	<u>\$ 3,318,885.53</u>	<u>\$ 3,581,607.34</u>	<u>\$ (3,581,607.34)</u>	<u>\$ -</u>
			Cash Receipts.....	\$ (1,425,513.81)
			Reserved Funds.....	<u>(2,156,093.53)</u>
			Total Realized.....	<u>\$ (3,581,607.34)</u>

The accompanying Notes to Financial Statements are an integral part of this statement.

Exhibit B-2

COUNTY OF CUMBERLAND
TRUST FUND - COUNTY FARMLAND AND OPEN SPACE PRESERVATION
Statement of Expenditures - Regulatory Basis
For the Year Ended December 31, 2024

<u>Appropriation</u>	<u>Appropriation</u>		<u>Paid or Charged</u>	<u>Reserved</u>
	<u>Anticipated Budget</u>	<u>Budget After Modifications</u>		
Acquisition of Farmland.....	<u>\$ 3,318,885.53</u>	<u>\$ 3,581,607.34</u>	<u>\$ (443,016.23)</u>	<u>\$ 3,138,591.11</u>

The accompanying Notes to Financial Statements are an integral part of this statement.

COUNTY OF CUMBERLAND
GENERAL CAPITAL FUND

Statements of Assets, Liabilities, Reserves and Fund Balance - Regulatory Basis
As of December 31, 2024 and 2023

	<u>Ref.</u>	<u>2024</u>	<u>2023</u>
<u>Assets</u>			
Cash.....	SC-1	\$ 15,124,354.00	\$ 9,242,948.16
Investments.....	SC-1	3,669,244.87	2,628,510.51
Grant Receivable.....	SC-5	27,277.85	545,557.00
Amount to be Provided for Retirement of			
Obligations under Finance Purchase.....	SC-8	61,625,000.00	62,365,000.00
Accounts Receivable for the Repayment of Debt.....	SC-13	30,810,677.77	13,995,463.58
Deferred Charges to Future Taxation			
Funded.....	SC-3	127,410,000.00	125,675,000.00
Unfunded.....	SC-4	38,275,669.52	30,594,455.33
Total.....		<u>\$ 276,942,224.01</u>	<u>\$ 245,046,934.58</u>
<u>Liabilities, Reserves and Fund Balance</u>			
Outstanding Debt:			
Serial Bonds Payable.....	SC-6	\$ 59,265,000.00	\$ 54,220,000.00
Obligations under Capital Loan Agreement.....	SC-7	68,145,000.00	71,455,000.00
Obligations under Financed Purchase.....	SC-8	61,625,000.00	62,365,000.00
Improvement Authorizations:			
Funded.....	SC-9	14,960,124.89	8,503,531.12
Unfunded.....	SC-9	37,075,231.01	27,294,694.79
Reserve for Encumbrances.....	SC-9	3,494,486.74	5,535,118.47
Reserve for Accounts Receivable			
for the Repayment of Debt.....	SC-13	30,810,677.77	13,995,463.58
Reserve for Grants Receivable.....	SC-5	27,277.85	545,557.00
Reserve to Retire Debt.....	SC-11	1,072,265.40	865,750.12
Reserve to Retire Debt, Manor.....	SC-12		16,197.15
Capital Reserve, Buckshutem/Hogbin Rd.....	SC-1	276,538.00	
Capital Improvement Fund.....	SC-10	190,622.35	250,622.35
Total.....		<u>\$ 276,942,224.01</u>	<u>\$ 245,046,934.58</u>
Bonds & Notes Authorized not Issued.....		<u>\$ 38,275,669.52</u>	<u>\$ 30,594,455.33</u>

The accompanying Notes to Financial Statements are an integral part of these statements.

COUNTY OF CUMBERLAND
FEDERAL, STATE AND OTHER GRANT FUND
 Statements of Assets, Liabilities, Reserves and Fund Balance - Regulatory Basis
 As of December 31, 2024 and 2023

<u>Assets</u>	<u>Ref.</u>	<u>2024</u>	<u>2023</u>
Cash.....	SD-1	\$ 16,599,931.97	\$ 15,127,659.88
Cash - Division of Social Services.....	SD-2	19,208,789.48	17,056,616.12
Grant Awards Receivable.....	SD-3	95,302,251.79	91,306,766.62
Area Plan Grants Receivable.....	SD-4	1,414,498.20	1,481,665.13
Total Assets.....		<u>\$ 132,525,471.44</u>	<u>\$ 124,972,707.75</u>
<u>Liabilities</u>			
Due Current Fund.....	SD-5	\$ 1,912,137.00	\$ 3,213,174.41
Unappropriated Reserves.....	SD-7	1,242,083.55	283,806.83
Area Plan Grant:			
Appropriated Reserves.....	SD-8	1,627,018.95	1,667,916.18
Encumbrances.....	SD-8	221,545.57	201,035.45
Appropriated Reserves.....	SD-9	78,001,145.32	83,855,367.89
Encumbrances.....	SD-9	30,312,751.57	18,694,790.87
Division of Social Services:			
Due State of New Jersey -			
Temporary Assistance to Needy Families (TANF)....	SD-10	32,919.55	33,825.65
Child Support.....	SD-10	5,370.00	7,122.00
Reserve for Assistance Accounts.....	SD-10	7,348,635.73	7,277,646.71
Reserve for Clearing Fund.....	SD-11	73,220.59	66,038.92
Reserve for Child Support and Paternity Fund.....	SD-12	200,416.19	192,575.88
Reserve Reach Accounts -			
Advance Payable - Reach.....	SD-13	55,000.00	55,000.00
Restricted Reach Account.....	SD-13	(76.26)	(345.76)
Operating Accounts -			
Accounts Payable.....	SD-6	824,538.11	551,041.83
Unemployment Trust Fund.....	D	461,841.20	461,841.20
Restricted Fund Balance.....	D-2	10,206,924.37	8,411,869.69
Total Liabilities.....		<u>\$ 132,525,471.44</u>	<u>\$ 124,972,707.75</u>

The accompanying Notes to Financial Statements are an integral part of these statements.

COUNTY OF CUMBERLAND
FEDERAL, STATE AND OTHER GRANT FUND
Statements of Operations And Changes In Fund Balance - Regulatory Basis
For the Years Ended December 31, 2024 and 2023

	<u>2024</u>	<u>2023</u>
<u>Revenue and Other Realized Income</u>		
Grant Awards Realized		
Original Budget.....	\$ 12,180,904.94	\$ 9,039,950.19
Amendments.....	32,511,315.05	49,753,471.31
Total Grant Awards Realized.....	44,692,219.99	58,793,421.50
<u>Expenditures</u>		
Grant Awards Appropriated		
Original Budget.....	12,180,904.94	9,039,950.19
Amendments.....	32,511,315.05	49,753,471.31
Local Matching Share Appropriated		
Original Budget.....	1,113,854.00	1,112,011.00
Amendments.....	238,999.75	236,893.75
Total Grant Awards Appropriated with Match.....	46,045,073.74	60,142,326.25
Deficit.....	(1,352,853.75)	(1,348,904.75)
Received from Current Fund Appropriation.....	1,352,853.75	1,348,904.75
Excess (Deficit) in Revenue.....	-	-
Fund Balance, Beginning of Year.....	-	-
Fund Balance, End of Year.....	\$ -	\$ -

The accompanying Notes to Financial Statements are an integral part of these statements.

COUNTY OF CUMBERLAND
FEDERAL, STATE AND OTHER GRANT FUND
Statement of Operations And Changes In Fund Balance - Division of Social Services- Regulatory Basis
For the Year Ended December 31, 2024

	<u>Budget</u>	<u>Transfers</u>	<u>Actual</u>	<u>Difference</u>
<u>Anticipated Revenue</u>				
Surplus Anticipated.....	\$ 1,998,542.00		\$ 1,998,542.00	
County Appropriation.....	5,486,075.00		5,486,075.00	
State & Federal Allocation.....	17,287,552.00		17,792,880.00	\$ (505,328.00)
Heating/Energy Assistance.....	13,477.00		13,477.00	
IVES Incentives.....	33,800.00		76,347.82	(42,547.82)
Food Stamps.....	300,222.00		300,216.00	6.00
Medicaid.....	156,478.00		1,267,929.76	(1,111,451.76)
Medically Needy Program.....	40,000.00			40,000.00
Medical Outstationing.....	50,000.00		21,000.00	29,000.00
Child Support Program.....	430,225.00		432,650.93	(2,425.93)
Interest Earned.....	8,050.00		45,397.49	(37,347.49)
Revenue Not Anticipated.....			70,501.00	(70,501.00)
Total Revenue.....	25,804,421.00	\$ -	27,505,017.00	(1,700,596.00)
<u>Appropriations</u>				
Salaries.....	13,263,683.00	(422,000.00)	12,105,696.28	735,986.72
Consulting Services.....	178,880.00	72,000.00	243,424.94	7,455.06
Employee Benefits.....	9,622,579.00	(225,501.00)	8,270,392.39	1,126,685.61
Travel.....	14,700.00		6,699.62	8,000.38
Office Expense.....	552,550.00	60,000.00	567,550.21	44,999.79
Equipment.....	15,000.00	170,000.00	180,205.87	4,794.13
Facilities.....	1,291,760.00	1.00	1,231,691.22	60,069.78
Development.....	40,000.00		6,746.37	33,253.63
Miscellaneous Matchable.....	33,700.00	(3,800.00)	20,610.90	9,289.10
Food Stamps.....	700.00	1,000.00	1,148.60	551.40
Audit.....	48,700.00	3,800.00	52,500.00	
Child Support Program.....	57,093.00		39,944.16	17,148.84
Technology.....	410,000.00	341,500.00	751,307.22	192.78
Miscellaneous Not Matchable.....	275,076.00	3,000.00	233,502.54	44,573.46
Total Appropriations.....	25,804,421.00	-	23,711,420.32	2,093,000.68
Less Surplus Utilized.....	(1,998,542.00)	-	(1,998,542.00)	-
Results of Operations.....			1,795,054.68	
Balance December 31, 2023.....			8,411,869.69	
Balance December 31, 2024.....			<u>\$ 10,206,924.37</u>	
Cash Disbursed.....			\$ 22,886,882.41	
Accounts Payable.....			824,537.91	
Total Expended.....			<u>\$ 23,711,420.32</u>	

The accompanying Notes to Financial Statements are an integral part of this statement.

COUNTY OF CUMBERLAND
GENERAL FIXED ASSET ACCOUNT GROUP
Statement of General Fixed Asset Group of Accounts - Regulatory Basis
For the Year Ended December 31, 2024

	<u>Balance</u> <u>Dec 31, 2023</u>		<u>2024</u> <u>Additions</u>		<u>2024</u> <u>Deletions</u>		<u>Balance</u> <u>Dec 31, 2024</u>
General Fixed Assets:							
Building	\$ 146,010,374.91	\$	412,344.13			\$	146,422,719.04
Land	7,179,978.55		178,164.87				7,358,143.42
Equipment	10,987,581.37		80,406.50	\$	226,136.96		10,841,850.91
Vehicle (Truck/Heavy Equipment)	12,911,003.54		294,481.85		137,308.00		13,068,177.39
Computers	2,750,404.95				155,341.72		2,595,063.23
Vehicles	8,104,847.70		1,604,592.48		258,340.00		9,451,100.18
Total General Fixed Assets	<u>\$ 187,944,191.02</u>	\$	<u>2,569,989.83</u>	\$	<u>777,126.68</u>	\$	<u>189,737,054.17</u>
Total Investment in General Fixed Assets	<u>\$ 187,944,191.02</u>	\$	<u>2,569,989.83</u>	\$	<u>777,126.68</u>	\$	<u>189,737,054.17</u>

The accompanying Notes to Financial Statements are an integral part of this statement.

COUNTY OF CUMBERLAND
Notes to Financial Statements
For the Year Ended December 31, 2024

Note 1: SUMMARY OF SIGNIFICANT ACCOUNTING POLICIES

Description of Financial Reporting Entity - The County of Cumberland, New Jersey (the "County"), formerly part of Salem County, New Jersey was established in 1748. The County, approximately 500 square miles in area, is in the southwestern corner of the State of New Jersey and has over 40 miles of Delaware Bay coastline. The Counties of Salem, Gloucester, Atlantic and Cape May border the County on, respectively, the northwest, north, northeast and southeast, with the Delaware Bay forming the southern border of the County. The population of the County, according to the 2020 census, was 154,152.

The County operates under the commissioner form of government. The Board of County Commissioners of the County (the "Board") consists of seven Commissioner members elected at-large for three-year terms on a staggered basis. Each year, the Board elects one of the Commissioners to serve as Commissioner Director. The Commissioner Director appoints Commissioners to be in charge of various committees. The Board, operating through the committee system, is charged with both executive and legislative responsibilities for: (i) formulating policies; (ii) developing new programs; (iii) appointing members of the various County commissions, authorities and boards; (iv) approving the County's operating and capital budgets; and (v) appropriating the funds required to maintain County services.

The County Administrator, appointed by the Board, oversees the daily governmental operations of the County. Each major department is headed by an administrator who acts as liaison to the Commissioner overseeing such department's operations. Financial matters are under the supervision of the County's Chief Financial Officer, who is appointed by the Board.

Component Units - The financial statements of the component units of the County are not presented in accordance with Governmental Accounting Standards Board (GASB) Statement No. 14, *The Financial Reporting Entity*, as amended. If the provisions of the aforementioned GASB Statement, as amended had been complied with, the financial statements of the following component units would have been either blended or discretely presented with the financial statements of the County, the primary government:

Cumberland County Board of Health
309 Buck Street
Millville, New Jersey 08332

Cumberland County Library
800 East Commerce Street
Bridgeton, New Jersey 08302

Cumberland County Improvement Authority
745 Lebanon Road
Millville, New Jersey 08332

Cumberland County Technical Education Center
3400 College Drive
Vineland, New Jersey 08360

Cumberland County Insurance Commission
164 West Broad Street
Bridgeton, New Jersey 08302

Annual financial reports may be inspected directly at the offices of these component units during regular business hours.

Note 1: SUMMARY OF SIGNIFICANT ACCOUNTING POLICIES (CONT'D)

Measurement Focus, Basis of Accounting and Financial Statement Presentation - The financial statements of the County contain all funds and account groups in accordance with the *Requirements of Audit* (the "*Requirements*") as promulgated by the State of New Jersey, Department of Community Affairs, Division of Local Government Services. The principles and practices established by the *Requirements* are designed primarily for determining compliance with legal provisions and budgetary restrictions and as a means of reporting on the stewardship of public officials with respect to public funds. Generally, the financial statements are presented using the flow of current financial resources measurement focus and modified accrual basis of accounting with minor exceptions as mandated by these *Requirements*. In addition, the prescribed accounting principles previously referred to differ in certain respects from accounting principles generally accepted in the United States of America applicable to local government units. The more significant differences are explained in this note.

In accordance with the *Requirements*, the County accounts for its financial transactions through the use of separate funds and an account group which are described as follows:

Current Fund - The current fund accounts for resources and expenditures for governmental operations of a general nature, including federal and state grant funds.

Trust Funds - The various trust funds account for receipts, custodianship, and disbursement of funds in accordance with the purpose for which each reserve was created.

General Capital Fund - The general capital fund accounts for receipt and disbursement of funds for the acquisition of general capital facilities, other than those acquired in the current fund.

Federal, State and Other Grant Fund - The federal, state, and other grant fund accounts for resources and expenditures restricted by various outside agencies.

General Fixed Asset Group of Accounts - The general fixed asset group of accounts is utilized to account for property, land, buildings, and equipment that have been acquired by other governmental funds.

Budgets and Budgetary Accounting - The County must adopt an annual budget for its current fund and its county farmland and open space preservation fund in accordance with N.J.S.A. 40A:4 et seq. N.J.S.A. 40A:4-5 requires the governing body to introduce and approve the annual municipal budget no later than January 26 of each year. At introduction, the governing body shall fix the time and place for a public hearing on the budget and must advertise the time and place at least ten days prior to the hearing in a newspaper published and circulating in the municipality. The public hearing must not be held less than twenty-eight days after the date the budget was introduced. After the hearing has been held, the governing body may, by majority vote, adopt the budget or may amend the budget in accordance with N.J.S.A. 40A:4-9. Amendments to adopted budgets, if any, are detailed in the statements of revenues and expenditures.

An extension of the statutory dates for introduction, approval, and adoption of the municipal budget may be granted by the Director of the Division of Local Government Services, with the permission of the Local Finance Board.

Budgets are adopted on the same basis of accounting utilized for the preparation of the County's financial statements.

Note 1: SUMMARY OF SIGNIFICANT ACCOUNTING POLICIES (CONT'D)

Cash, Cash Equivalents and Investments - Cash and cash equivalents include petty cash, change funds and cash on deposit with public depositories. All certificates of deposit are recorded as cash regardless of the date of maturity. Investments are stated at cost; therefore, unrealized gains or losses on investments have not been recorded.

New Jersey municipal units are required by N.J.S.A. 40A:5-14 to deposit public funds in a bank or trust company having its place of business in the State of New Jersey and organized under the laws of the United States or of the State of New Jersey or in the New Jersey Cash Management Fund. N.J.S.A. 40A:5-15.1 provides a list of investments which may be purchased by New Jersey municipal units. In addition, other State statutes permit investments in obligations issued by local authorities and other state agencies.

N.J.S.A. 17:9-41 et seq. establishes the requirements for the security of deposits of governmental units. The statute requires that no governmental unit shall deposit public funds in a public depository unless such funds are secured in accordance with the Governmental Unit Deposit Protection Act ("GUDPA"), a multiple financial institutional collateral pool, which was enacted in 1970 to protect governmental units from a loss of funds on deposit with a failed banking institution in New Jersey. Public depositories include State or federally chartered banks, savings banks or associations located in or having a branch office in the State of New Jersey, the deposits of which are federally insured. All public depositories must pledge collateral, having a market value at least equal to five percent of the average daily balance of collected public funds, to secure the deposits of governmental units. If a public depository fails, the collateral it has pledged, plus the collateral of all other public depositories, is available to pay the amount of their deposits to the governmental units.

The cash management plan adopted by the County requires it to deposit funds in public depositories protected from loss under the provisions of the Act.

Interfunds - Interfund receivables and payables that arise from transactions between funds are recorded by all funds affected by such transactions in the period in which the transaction is executed. Interfund receivables in the current fund are recorded with offsetting reserves which are created by charges to operations. Income is recognized in the year the receivables are liquidated. Interfund receivables in the other funds are not offset by reserves.

Inventories of Supplies - The costs of inventories of supplies for all funds are recorded as expenditures at the time individual items are purchased. The costs of inventories are not included on the various statements of assets, liabilities, reserves and fund balance.

General Fixed Assets - Accounting for governmental fixed assets, as required by N.J.A.C. 5:30-5.6, differs in certain respects from accounting principles generally accepted in the United States of America. In accordance with the regulations, all local units, including counties, must maintain a general fixed assets reporting system that establishes and maintains a physical inventory of nonexpendable, tangible property as defined and limited by the U.S. Office of Management and *Budget's Uniform Administrative Requirements, Cost Principles, and Audit Requirements for Federal Awards* (2 CFR Part 225), except that the useful life of such property is at least five years. The County has adopted a capitalization threshold of \$5,000.00, the maximum amount allowed by the Uniform Guidance. Generally, assets are valued at historical cost; however, assets acquired prior to December 31, 1985 are valued at actual historical cost or estimated historical cost. No depreciation of general fixed assets is recorded. Donated general fixed assets are recorded at acquisition value as of the date of the transaction. Interest costs relative to the acquisition of general fixed assets are recorded as expenditures when paid. Public domain ("infrastructure") general fixed assets consisting of certain improvements such as roads, bridges, curbs and gutters, streets and sidewalks and drainage systems are not capitalized. Expenditures for construction in progress are recorded in the capital funds until such time as the construction is completed and put into operation. The County is required to maintain a subsidiary ledger detailing fixed assets records to control additions, retirements, and transfers of fixed assets. In addition, a statement of general fixed asset group of accounts, reflecting the activity for the year, must be included in the County's basic financial statements.

Note 1: SUMMARY OF SIGNIFICANT ACCOUNTING POLICIES (CONT'D)

General Fixed Assets (Cont'd) - The regulations require that general fixed assets, whether constructed or acquired through purchase, grant or gift be included in the aforementioned inventory. In addition, property management standards must be maintained that include accurate records indicating asset description, source, ownership, acquisition cost and date, the percentage of Federal participation (if any), and the location, use, and condition of the asset. Periodically, physical inventories must be taken and reconciled with these records. Lastly, all fixed assets must be adequately controlled to safeguard against loss, damage, or theft.

Deferred Charges - The recognition of certain expenditures is deferred to future periods. These expenditures, or deferred charges, are generally overexpenditures of legally adopted budget appropriations or emergency appropriations made in accordance with N.J.S.A. 40A:4-46 et seq. Deferred charges are subsequently raised as items of appropriation in budgets of succeeding years.

Fund Balance - Fund balances included in the current fund and federal, state and other grant fund represent amounts available for anticipation as revenue in future years' budgets, with certain restrictions.

Revenues - Revenues are recorded when received in cash except for certain amounts which are due from other governmental units. Revenue from federal and state grants is realized when anticipated as such in the County's budget. Receivables for property taxes are recorded with offsetting reserves on the statement of assets, liabilities, reserves and fund balance of the County's current fund; accordingly, such amounts are not recorded as revenue until collected. Other amounts that are due to the County which are susceptible to accrual are also recorded as receivables with offsetting reserves and recorded as revenue when received.

County Taxes - Every municipality in the county is responsible for levying, collecting, and remitting county taxes for the County of Cumberland. County taxes are determined on a calendar year by the County Board of Taxation based upon the ratables required to be certified to them on January 10 of each year. Operations for every municipality is charged the amount due to the County for the year, based upon the ratables certified to the County Board of Taxation by January 10 of the current year. In addition, operations is charged for the County share of added and omitted taxes certified to the County Board of Taxation by October 10 of the current year, and due to be paid to the County by February 15 of the following year.

Expenditures - Expenditures are recorded on the "budgetary" basis of accounting. Generally, expenditures are recorded when paid. However, for charges to amounts appropriated for "other expenses", an amount is encumbered through the issuance of a numerically controlled purchase order or when a contract is executed in accordance with N.J.A.C. 5:30-5.2. When encumbered charges are paid, the amount encumbered is simultaneously liquidated in its original amount. Encumbrances are offset by an account entitled reserve for encumbrances. The reserve is classified as a cash liability under New Jersey municipal accounting. At December 31, this reserve represents the portion of appropriation reserves that has been encumbered and is subject to the same statutory provisions as appropriation reserves.

Appropriations for principal and interest payments on outstanding general capital bonds, loans and notes are provided on the cash basis.

Appropriation Reserves - Appropriation reserves covering unexpended appropriation balances are automatically created at year-end and recorded as liabilities, except for amounts which may be canceled by the governing body. Appropriation reserves are available, until lapsed at the close of the succeeding year, to meet specific claims, commitments, or contracts incurred during the preceding year. Lapsed appropriation reserves are recorded as income.

Note 1: SUMMARY OF SIGNIFICANT ACCOUNTING POLICIES (CONT'D)

Long-Term Debt - Long-term debt, relative to the acquisition of capital assets, is recorded as a liability in the general capital fund. Where an improvement is a "local Improvement", i.e., assessable upon completion, long-term debt associated with that portion of the cost of the improvement to be funded by assessments is transferred to the trust fund upon the confirmation of the assessments or when the improvement is fully and permanently funded.

Compensated Absences and Postemployment Benefits - Compensated absences for paid time off (PTO), sick leave, vacation leave, compensatory time, and certain types of sabbatical leave, and other compensated absences are recorded and provided for in the annual budget in the year in which they are paid, on a pay-as-you-go basis. Likewise, no accrual is made for postemployment benefits, if any, which are also funded on a pay-as-you-go basis.

Impact of Recently Issued Accounting Principles**Recently Issued and Adopted Accounting Pronouncements**

The County implemented the following GASB Statement for the year ended December 31, 2024:

Statement No. 101, *Compensated Absences*. The objective of this Statement is to better meet the information needs of financial statement users by updating the recognition and measurement guidance for compensated absences. That objective is achieved by aligning the recognition and measurement guidance under a unified model and by amending certain previously required disclosures. As a result of the regulatory basis of accounting previously described in note 1, the implementation of this Statement only impacted financial statement disclosures. There exists no impact on the financial statements of the County.

Because of the implementation of GASB Statement No. 101, the County has updated the measurement of compensated absences in accordance with the Statement (note 9).

Note 2: CASH AND CASH EQUIVALENTS

Custodial Credit Risk Related to Deposits - Custodial credit risk is the risk that, in the event of a bank failure, the County's deposits might not be recovered. Although the County does not have a formal policy regarding custodial credit risk, N.J.S.A. 17:9-41 et seq. requires that governmental units shall deposit public funds in public depositories protected from loss under the provisions of the Governmental Unit Deposit Protection Act (GUDPA). Under the Act, the first \$250,000.00 of governmental deposits in each insured depository is protected by the Federal Deposit Insurance Corporation (FDIC). Public funds owned by the municipality in excess of FDIC insured amounts are protected by GUDPA. However, GUDPA does not protect intermingled agency funds such as salary withholdings, bail funds, or funds that may pass to the municipality relative to the happening of a future condition. Such funds are classified as uninsured and uncollateralized.

As of December 31, 2024, the County's entire bank balance of \$108,477,750.93 was insured by FDIC and GUDPA.

Note 3: INVESTMENTS

New Jersey municipal units are limited as to the types of investments and types of financial institutions they may invest in. N.J.S.A. 40A:5-15.1 provides a list of permissible investments that may be purchased by New Jersey municipal units.

These permissible investments generally include bonds or other obligations of the United States of America or obligations guaranteed by the United States of America; government money market mutual funds; any obligation that a federal agency or a federal instrumentality has issued in accordance with an act of Congress; bonds or other obligations of the local unit or bonds or other obligations of school districts of which the local unit is a part or within which the school district is located; bonds or other obligations, having a maturity date not more than 397 days from the date of purchase, approved by the Division of Local Government Services in the Department of Community Affairs for investment by local units; local government investment pools; deposits with the State of New Jersey Cash Management Fund; and agreements for the purchase of fully collateralized securities with certain provisions. The County has no investment policy that would further limit its investment choices.

Custodial Credit Risk Related to Investments - For an investment, custodial credit risk is the risk that, in the event of the failure of the counterparty, the County will not be able to recover the value of its investments or collateral securities that are in possession of an outside party if the counterparty to the transactions fails. Other than the rules and regulations promulgated by N.J.S.A. 40A:5-15.1, the County has no investment policy to limit its exposure to custodial credit risk. As of December 31, 2024, all of the County's investments were uninsured and unregistered, with securities held by the counterparty or by its trust department or agent, but not in the County's name.

As of December 31, 2024, the County had the following investments:

<u>Investment</u>	<u>Maturity</u>	<u>Fair Value Hierarchy Level *</u>	<u>Credit Rating</u>	<u>Cost</u>	<u>Fair Value</u>
U.S. Government Asset Backed/CMO Securities	5/20/2040	Level 1	AAA	\$ 15,157.44	\$ 8,083.13
U.S. Government Asset Backed/CMO Securities	2/20/2041	Level 1	AAA	21,949.49	15,518.06
U.S. Treasury Notes	8/15/2025	Level 1	AAA	247,668.53	248,265.00
U.S. Treasury Notes	9/15/2025	Level 1	AAA	551,168.36	557,015.20
U.S. Treasury Notes	9/15/2025	Level 1	AAA	220,983.18	223,800.75
U.S. Treasury Notes	9/15/2025	Level 1	AAA	202,204.82	198,934.00
U.S. Treasury Notes	11/30/2025	Level 1	AAA	458,075.01	458,683.75
U.S. Treasury Notes	11/30/2025	Level 1	AAA	267,813.58	266,681.70
U.S. Treasury Notes	12/15/2025	Level 1	AAA	251,573.89	249,575.00
U.S. Treasury Notes	8/15/2026	Level 1	AAA	150,860.23	143,590.50
U.S. Treasury Notes	8/15/2027	Level 1	AAA	501,446.54	493,645.00
U.S. Treasury Notes	9/30/2027	Level 1	AAA	225,204.93	224,967.50
U.S. Treasury Notes	2/15/2029	Level 1	AAA	555,138.87	560,958.00
Total				<u>\$ 3,669,244.87</u>	<u>\$ 3,649,717.59</u>

* Level 1 inputs are quoted (unadjusted) prices in active markets for identical assets that the government can access at the measurement date. Observable markets include exchange markets, dealer markets, brokered markets and principal-to-principal markets.

* Level 2 inputs are inputs other than quoted prices included within Level 1 that are observable for the asset, either directly or indirectly. These inputs are derived from or corroborated by observable market data through correlation.

* Level 3 inputs are unobservable inputs for the asset; they should be used only when the relevant Level 1 and Level 2 inputs are unavailable.

The weighted average maturity of the County's investment portfolio was 55.68 months as of December 31, 2024.

Note 3: INVESTMENTS (CONT'D)

Interest Rate Risk - Interest rate risk is the risk that changes in interest rates will adversely affect the fair value of an investment. Other than the rules and regulations promulgated by N.J.S.A. 40A:5-15.1, the County does not have a formal investment policy that limits investment maturities as a means of managing its exposure to fair value losses arising from increasing interest rates.

Credit Risk - Credit risk is the risk that an issuer or other counterparty to an investment will not fulfill its obligation. As stated in note 1, investments are purchased in accordance with N.J.S.A. 40A:5-15.1. Other than the rules and regulations promulgated by N.J.S.A. 40A:5-15.1, the County has no investment policy that would further limit its exposure to credit risk. As of December 31, 2024, the County's investments were designated an AAA credit rating.

Concentration of Credit Risk - Concentration of credit risk is the risk of loss attributed to the magnitude of a government's investment in a single issuer. Other than the rules and regulations promulgated by N.J.S.A. 18A:20-37, the County's investment policies place no limit on the amount the County may invest in any one issuer. As of December 31, 2024, more than 98.20% of the County's investments were in U.S. Treasury Notes.

Note 4: PROPERTY TAXES

The following is a five-year comparison of certain statistical information relative to property taxes and property tax collections for the current and previous four calendar years:

<u>Year</u>	<u>Net Valuation on which County Taxes are Apportioned</u>	<u>Board of Health Tax Rate</u>	<u>Farmland Preservation Tax Rate</u>	<u>County Tax Rate</u>
2024	\$ 11,644,231,827.00	\$ 0.0491	0.0100	\$ 0.8922
2023	10,700,283,500.00	0.0540	0.0100	0.9717
2022	9,439,622,813.00	0.0591	0.0100	1.1016
2021	8,739,097,194.00	0.0606	0.0100	1.1660
2020	8,683,101,433.00	0.0580	0.0100	1.1731

Comparison of Tax Levies and Collections

<u>Year</u>	<u>Tax Levy</u>	<u>Collections</u>	<u>Percentage of Collections</u>
2024	\$ 103,700,000.00	\$ 103,700,000.00	100.00%
2023	103,700,000.00	103,700,000.00	100.00%
2022	103,700,000.00	103,700,000.00	100.00%
2021	101,485,000.00	101,485,000.00	100.00%
2020	101,485,000.00	101,485,000.00	100.00%

Note 5: FUND BALANCES APPROPRIATED

The following schedule details the amount of fund balances available at the end of the current year and four previous years and the amounts utilized in the subsequent year's budgets:

Current Fund

<u>Year</u>	<u>Balance December 31,</u>	<u>Utilized in Budget of Succeeding Year</u>	<u>Percentage of Fund Balance Used</u>
2024	\$ 24,800,560.02	\$ 9,700,000.00	39.11%
2023	22,614,190.23	10,000,000.00	44.22%
2022	25,090,341.62	12,500,000.00	49.82%
2021	27,209,920.40	12,000,000.00	44.10%
2020	25,359,422.40	10,500,000.00	41.40%

Note 6: INTERFUND RECEIVABLES AND PAYABLES

The following interfund balances were recorded on the various statements of assets, liabilities, reserves and fund balance as of December 31, 2024:

<u>Fund</u>	<u>Interfunds Receivable</u>	<u>Interfunds Payable</u>
Current	\$ 1,912,137.00	
Federal, State and Other Grant		\$ 1,912,137.00
	<u>\$ 1,912,137.00</u>	<u>\$ 1,912,137.00</u>

The interfund receivables and payables above predominately resulted from collections and payments made by certain funds on behalf of other funds. During the year 2025, the County expects to liquidate such interfunds, depending upon the availability of cash flow.

Note 7: PENSION PLANS

N.J.A.C. 5:30-6.1 allows local units to disclose the most recently available information as it relates to the New Jersey Division of Pension's reporting on GASB No. 68, *Accounting and Financial Reporting for Pensions*. As of the date of this report, the information for the measurement period ended June 30, 2024 was not available; therefore, the information from the measurement period June 30, 2023 is disclosed below.

A substantial number of the County's employees participate in one of the following defined benefit pension plans: the Public Employees' Retirement System ("PERS") and the Police and Firemen's Retirement System ("PFRS"), which are administered by the New Jersey Division of Pensions and Benefits. In addition, several County employees participate in the Defined Contribution Retirement Program ("DCRP"), which is a defined contribution pension plan. This Plan is administered by Empower (formerly Prudential Financial) for the New Jersey Division of Pensions and Benefits. Each Plan has a Board of Trustees that is primarily responsible for its administration. As a local participation employer of these pension plans, the County is referred to as "Employer" throughout this note. The Division issues a publicly available financial report that includes financial statements, required supplementary information and detailed information about the PERS and PFRS plans' fiduciary net position which can be obtained by writing to or at the following website:

State of New Jersey
Division of Pensions and Benefits
P.O. Box 295
Trenton, New Jersey 08625-0295
<https://www.state.nj.us/treasury/pensions/financial-reports.shtml>

General Information about the Pension Plans**Plan Descriptions**

Public Employees' Retirement System - The Public Employees' Retirement System is a cost-sharing multiple-employer defined benefit pension plan, which was established as of January 1, 1955, under the provisions of N.J.S.A. 43:15A. The PERS' designated purpose is to provide retirement, death, and disability benefits to certain qualified members. Membership in the PERS is mandatory for substantially all full-time employees of the Employer, provided the employee is not required to be a member of another state-administered retirement system or other state pensions fund or local jurisdiction's pension fund. The PERS' Board of Trustees is primarily responsible for the administration of the PERS.

Note 7: PENSION PLANS (CONT'D)**General Information about the Pension Plans (Cont'd)****Plan Descriptions (Cont'd)**

Police and Firemen's Retirement System - The Police and Firemen's Retirement System is a cost-sharing multiple-employer defined benefit pension plan, which was established as of July 1, 1944, under the provisions of N.J.S.A. 43:16A. The PFRS' designated purpose is to provide retirement, death, and disability benefits to certain qualified members. Membership in the PFRS is mandatory for substantially all full-time police and firemen of the Employer. The PFRS' Board of Trustees is primarily responsible for the administration of the PFRS.

Defined Contribution Retirement Program - The Defined Contribution Retirement Program is a multiple-employer defined contribution pension fund established on July 1, 2007 under the provisions of P.L. 2007, c. 92 and P.L. 2007, c. 103, and expanded under the provisions of P.L. 2008, c. 89 and P.L. 2010, c. 1. The DCRP is a tax-qualified defined contribution money purchase pension plan under Internal Revenue Code (IRC) § 401(a) et seq., and is a "governmental plan" within the meaning of IRC § 414(d). The DCRP provides retirement benefits for eligible employees and their beneficiaries. Individuals covered under DCRP are state or local officials who are elected or appointed on or after July 1, 2007; employees enrolled in PERS on or after July 1, 2007, who earn salary in excess of established "maximum compensation" limits; employees enrolled in New Jersey State Police Retirement System (SPRS) or the Police and Firemen's Retirement System (PFRS) after May 21, 2010, who earn salary in excess of established "maximum compensation" limits; employees otherwise eligible to enroll in PERS on or after November 2, 2008, who do not earn the minimum annual salary for tier 3 enrollment but who earn salary of at least \$5,000.00 annually; and employees otherwise eligible to enroll in PERS after May 21, 2010 who do not work the minimum number of hours per week required for tiers 4 or 5 enrollment, but who earn salary of at least \$5,000.00 annually.

Vesting and Benefit Provisions

Public Employees' Retirement System - The vesting and benefit provisions are set by N.J.S.A. 43:15A. The PERS provides retirement, death and disability benefits. All benefits vest after ten years of service.

The following represents the membership tiers for PERS:

Tier Definition

- 1 Members who were enrolled prior to July 1, 2007
- 2 Members who were eligible to enroll on or after July 1, 2007 and prior to November 2, 2008
- 3 Members who were eligible to enroll on or after November 2, 2008 and prior to May 22, 2010
- 4 Members who were eligible to enroll on or after May 22, 2010 and prior to June 28, 2011
- 5 Members who were eligible to enroll on or after June 28, 2011

Service retirement benefits of 1/55th of final average salary for each year of service credit is available to tiers 1 and 2 members upon reaching age 60 and to tier 3 members upon reaching age 62. Service retirement benefits of 1/60th of final average salary for each year of service credit is available to tier 4 members upon reaching age 62 and tier 5 members upon reaching age 65. Early retirement benefits are available to tiers 1 and 2 members before reaching age 60, tiers 3 and 4 with 25 years or more of service credit before age 62, and tier 5 with 30 or more years of service credit before age 65. Benefits are reduced by a fraction of a percent for each month that a member retires prior to the age at which a member can receive full early retirement benefits in accordance with their respective tier. Tier 1 members can receive an unreduced benefit from age 55 to age 60 if they have at least 25 years of service. Deferred retirement is available to members who have at least 10 years of service credit and have not reached the service retirement age for the respective tier.

Note 7: PENSION PLANS (CONT'D)**General Information about the Pension Plans (Cont'd)****Vesting and Benefit Provisions (Cont'd)**

Police and Firemen's Retirement System - The vesting and benefit provisions are set by N.J.S.A. 43:16A. The PFRS provides retirement, death and disability benefits. All benefits vest after 10 years of service, except disability benefits, which vest after four years of service.

The following represents the membership tiers for PFRS:

Tier Definition

- 1 Members who were enrolled prior to May 22, 2010
- 2 Members who were eligible to enroll on or after May 22, 2010 and prior to June 28, 2011
- 3 Members who were eligible to enroll on or after June 28, 2011

Service retirement benefits are available at age 55 and are generally determined to be 2% of final compensation for each year of creditable service up to 30 years plus 1% for each year of service in excess of 30 years. Members may seek special retirement after achieving 25 years of creditable service, in which benefits would equal 65% (tiers 1 and 2 members) and 60% (tier 3 members) of final compensation plus 1% for each year of creditable service over 25 years but not to exceed 30 years. Members may elect deferred retirement benefits after achieving ten years of service, in which case benefits would begin at age 55 equal to 2% of final compensation for each year of service.

Defined Contribution Retirement Program - Eligible members are provided with a defined contribution retirement plan intended to qualify for favorable Federal income tax treatment under IRC Section 401(a), a noncontributory group life insurance plan and a noncontributory group disability benefit plan. A participant's interest in that portion of his or her defined contribution retirement plan account attributable to employee contributions shall immediately become and shall at all times remain fully vested and non-forfeitable. A participant's interest in that portion of his or her defined contribution retirement plan account attributable to employer contributions shall be vested and non-forfeitable on the date the participant commences the second year of employment or upon his or her attainment of age 65, while employed by an employer, whichever occurs first.

Contributions

Public Employees' Retirement System - The contribution policy is set by N.J.S.A. 43:15A and requires contributions by active members and contributing employers. Pursuant to the provisions of P.L. 2011, C. 78, the member contribution rate is currently 7.50% of base salary, effective July 1, 2018. The rate for members who are eligible for the Prosecutors Part of PERS (P.L. 2001, C. 366) is 10.0%. Employers' contributions are based on an actuarially determined amount, which includes the normal cost and unfunded accrued liability.

Special Funding Situation Component - Under N.J.S.A. 43:15A, local participating employers are responsible for their own contributions based on actuarially determined amounts, except where legislation was passed which legally obligated the State if certain circumstances occurred. One of such legislations, which legally obligate the State, is Chapter 133, P.L. 2001. This legislation increased the accrual rate from 1/60 to 1/55. In addition, it lowered the age required for a veteran benefit equal to 1/55 of highest 12-month compensation for each year of service from 60 to 55. Chapter 133, P.L. 2001 also established the Benefit Enhancement Fund (BEF) to fund the additional annual employer normal contribution due to the State's increased benefits. If the assets in the BEF are insufficient to cover the normal contribution for the increased benefits for a valuation period, the State will pay such amount for both the State and local employers.

Note 7: PENSION PLANS (CONT'D)**General Information about the Pension Plans (Cont'd)****Contributions (Cont'd)****Public Employees' Retirement System (Cont'd) - Special Funding Situation Component (Cont'd) -**

Another legislation, which legally obligates the State, is Chapter 366, P.L. 2001. This legislation established the Prosecutors Part of the PERS which provides enhanced retirement benefits for Prosecutors enrolled in the PERS. The State is liable for the increased pension costs to a County that resulted from the enrollment of Prosecutors in the Prosecutors Part. The amounts contributed on behalf of the local participating employers under these legislations are considered to be a *special funding situation* as defined by GASB Statement No. 68 and the State is treated as a nonemployer contributing entity. Since the local participating employers do not contribute under this legislation directly to the Plan (except for employer specific financed amounts), there is no net pension liability or deferred outflows or inflows to disclose in the notes to the financial statements of the local participating employers related to this legislation.

The amounts contributed on behalf of the local participating employers under this legislation is considered to be a *special funding situation* as defined by GASB Statement No. 68 and the State is treated as a nonemployer contributing entity. Since the local participating employers do not contribute under this legislation directly to the Plan (except for employer specific financed amounts), there is no net pension liability or deferred outflows or inflows to disclose in the notes to the financial statements of the local participating employers related to this legislation.

The Employer's contractually required contribution rate for the year ended December 31, 2023 was 19.04% of the Employer's covered payroll. This amount was actuarially determined as the amount that, when combined with employee contributions, is expected to finance the costs of benefits earned by employees during the year, including an additional amount to finance any unfunded accrued liability.

Based on the most recent PERS measurement date of June 30, 2023, the Employer's contractually required contribution to the pension plan for the year ended December 31, 2023 is \$6,357,513.00, and is payable by April 1, 2024. Due to the basis of accounting described in note 1, no liability has been recorded in the financial statements for this amount. For the prior year measurement date of June 30, 2022, the Employer's contractually required contribution to the pension plan for the year ended December 31, 2022 was \$5,732,907.00, which was paid on April 1, 2023.

Employee contributions to the Plan for the year ended December 31, 2023 were \$2,604,413.57.

The amount of contractually required contribution for the State of New Jersey's proportionate share, associated with the Employer, under Chapter 133, P.L. 2001, for the year ended December 31, 2023 was .64% of the Employer's covered payroll.

Based on the most recent PERS measurement date of June 30, 2023, the State's contractually required contribution, under Chapter 133, P.L. 2001, on-behalf of the Employer, to the pension plan for the year ended December 31, 2023 was \$214,868.00. For the prior year measurement date of June 30, 2022, the State's contractually required contribution, under Chapter 133, P.L. 2001, on-behalf of the Employer, to the pension plan for the year ended December 31, 2022 was \$144,353.00.

The amount of contractually required contribution for the State of New Jersey's proportionate share, associated with the Employer, under Chapter 366, P.L. 2001, for the year ended December 31, 2023 was .90% of the Employer's covered payroll.

Note 7: PENSION PLANS (CONT'D)**General Information about the Pension Plans (Cont'd)****Contributions (Cont'd)**

Public Employees' Retirement System (Cont'd) - Based on the most recent PERS measurement date of June 30, 2023, the State's contractually required contribution, under Chapter 366, P.L. 2001, on-behalf of the Employer, to the pension plan for the year ended December 31, 2023 was \$302,128.00. For the prior year measurement date of June 30, 2022, the State's contractually required contribution, on-behalf of the Employer, under Chapter 366, P.L. 2001, to the pension plan for the year ended December 31, 2022 was \$311,783.00.

Police and Firemen's Retirement System - The contribution policy for PFRS is set by N.J.S.A 43:16A and requires contributions by active members and contributing employers. Pursuant to the provisions of P.L. 2011, C. 78, the member contribution rate is currently 10.0% of base salary. State legislation has modified the amount that is contributed by the State. The State's contribution amount is based on an actuarially determined rate, which includes the normal cost and unfunded accrued liability.

Special Funding Situation Component - Under N.J.S.A. 43:16A-15, local participating employers are responsible for their own contributions based on actuarially determined amounts, except where legislation was passed which legally obligated the State if certain circumstances occurred. The legislation, which legally obligates the State, is as follows: Chapter 8, P.L. 2000, Chapter 318, P.L. 2001, Chapter 86, P.L. 2001, Chapter 511, P.L. 1991, Chapter 109, P.L. 1979, Chapter 247, P.L. 1993 and Chapter 201, P.L. 2001. The amounts contributed on behalf of the local participating employers under this legislation is considered to be a *special funding situation* as defined by GASB Statement No. 68 and the State is treated as a nonemployer contributing entity. Since the local participating employers do not contribute under this legislation directly to the Plan (except for employer specific financed amounts), there is no net pension liability or deferred outflows or inflows to disclose in the notes to the financial statements of the local participating employers related to this legislation.

The Employer's contractually required contribution rate for the year ended December 31, 2023 was 38.39% of the Employer's covered payroll. This amount was actuarially determined as the amount that, when combined with employee contributions, is expected to finance the costs of benefits earned by employees during the year, with an additional amount to finance any unfunded accrued liability.

Based on the most recent PFRS measurement date of June 30, 2023, the Employer's contractually required contribution to the pension plan for the year ended December 31, 2023 is \$4,123,179.00, and is payable by April 1, 2024. Due to the basis of accounting described in note 1, no liability has been recorded in the financial statements for this amount. For the prior year measurement date of June 30, 2022, the Employer's contractually required contribution to the pension plan for the year ended December 31, 2022 was \$4,225,066.00, which was paid on April 1, 2023.

Employee contributions to the Plan for the year ended December 31, 2023 were \$1,080,195.89

The amount of contractually required contribution for the State of New Jersey's proportionate share, associated with the Employer, for the year ended December 31, 2023 was 6.71 % of the Employer's covered payroll.

Based on the most recent PFRS measurement date of June 30, 2023, the State's contractually required contribution, on-behalf of the Employer, to the pension plan for the year ended December 31, 2023 was \$721,136.00, and is payable by April 1, 2024. For the prior year measurement date of June 30, 2022, the State's contractually required contribution, on-behalf of the Employer, to the pension plan for the year ended December 31, 2022 was \$823,898.00, which was paid on April 1, 2023.

Note 7: PENSION PLANS (CONT'D)

General Information about the Pension Plans (Cont'd)

Contributions (Cont'd)

Defined Contribution Retirement Program - The contribution policy is set by N.J.S.A. 43:15C-3 and requires contributions by active members and contributing employers. In accordance with Chapter 92, P.L. 2007 and Chapter 103, P.L. 2007, Plan members are required to contribute 5.5% of their annual covered salary. In addition to the employee contributions, the Employer contributes 3% of the employees' base salary, for each pay period.

For the year ended December 31, 2024, employee contributions totaled \$130,298.57 and the Employer's contributions were \$59,536.88. There were no forfeitures during the year.

Pension Liabilities, Pension (Benefit) Expense, and Deferred Outflows of Resources and Deferred Inflows of Resources Related to Pensions

Public Employees' Retirement System

Pension Liability - As of December 31, 2023, there is no net pension liability associated with the special funding situation under Chapter 133, P.L. 2001, as there was no accumulated difference between the annual additional normal cost and the actual State contribution through the valuation date. The Employer's proportionate share of the PERS net pension liability was \$68,898,405.00. The net pension liability was measured as of June 30, 2023 and the total pension liability used to calculate the net pension liability was determined by an actuarial valuation as of July 1, 2022. The total pension liability was calculated through the use of updated procedures to roll forward from the actuarial valuation date to the measurement date of June 30, 2023. The Employer's proportion of the net pension liability was based on a projection of the Employer's long-term share of contributions to the pension plan relative to the projected contributions of all participating employers, actuarially determined. For the June 30, 2023 measurement date, the Employer's proportion was 0.4756740244%, which was an increase of .0210595174% from its proportion measured as of June 30, 2022.

Pension Liability - At December 31, 2023, there is no net pension liability associated with the special funding situation under Chapter 133, P.L. 2001, as there was no accumulated difference between the annual additional normal cost and the actual State contribution through the valuation date. The Employer's and State of New Jersey's proportionate share of the PERS net pension liability, under Chapter 366, P.L. 2001, were as follows:

Proportionate Share of Net Pension Liability	\$ 68,898,405.00
State of New Jersey's Proportionate Share of Net Pension Liability Associated with the Employer (C.366, P.L. 2001)	<u>2,254,393.00</u>
	<u>\$ 71,152,798.00</u>

Note 7: PENSION PLANS (CONT'D)**Pension Liabilities, Pension (Benefit) Expense, and Deferred Outflows of Resources and Deferred Inflows of Resources Related to Pensions (Cont'd)****Public Employees' Retirement System (Cont'd)**

Pension Liability (Cont'd) - The net pension liability was measured as of June 30, 2023 and the total pension liability used to calculate the net pension liability was determined by an actuarial valuation as of July 1, 2022. The total pension liability was calculated through the use of updated procedures to roll forward from the actuarial valuation date to the measurement date of June 30, 2023. The Employer's proportion of the net pension liability was based on a projection of the Employer's long-term share of contributions to the pension plan relative to the projected contributions of all participating employers and the State of New Jersey, actuarially determined. For the June 30, 2023 measurement date, the Employer's proportion was .4756740244%, which was an increase of .0210595174% from its proportion measured as of June 30, 2022. Likewise, at June 30, 2023, the State of New Jersey's proportion, under Chapter 366, P.L. 2001, on-behalf of the Employer, was 1.8461226984%, which was an increase of .0151062404% from its proportion, on-behalf of the Employer, measured as of June 30, 2022.

Pension (Benefit) Expense - For the year ended December 31, 2023, the Employer's proportionate share of the PERS pension (benefit) expense, calculated by the Plan as of the June 30, 2023 measurement date was \$(1,096,816.00). This (benefit) expense is not recognized by the Employer because of the regulatory basis of accounting as described in note 1; however, as previously mentioned, for the year ended December 31, 2023, the Employer's contribution to PERS was \$6,357,513.00 and was paid on April 1, 2023.

For the year ended December 31, 2023, the State's proportionate shares of the PERS pension (benefit) expense, associated with the Employer, under Chapter 133, P.L. 2001 and Chapter 366, P.L. 2001, calculated by the Plan as of the June 30, 2023 measurement date, were \$214,868.00 and \$302,128.00, respectively. These on-behalf (benefits) expenses are not recognized by the Employer because of the regulatory basis of accounting as described in note 1.

Police and Firemen's Retirement System

Pension Liability - As of December 31, 2023, the Employer's and State of New Jersey's proportionate share of the PFRS net pension liability were as follows:

Proportionate Share of Net Pension Liability	\$ 34,221,809.00
State of New Jersey's Proportionate Share of Net Pension Liability Associated with the Employer	<u>6,305,766.00</u>
	<u>\$ 40,527,575.00</u>

Note 7: PENSION PLANS (CONT'D)**Pension Liabilities, Pension (Benefit) Expense, and Deferred Outflows of Resources and Deferred Inflows of Resources Related to Pensions (Cont'd)****Police and Firemen's Retirement System (Cont'd)**

Pension Liability (Cont'd) - The net pension liability was measured as of June 30, 2023, and the total pension liability used to calculate the net pension liability was determined by an actuarial valuation as of July 1, 2022. The total pension liability was calculated through the use of updated procedures to roll forward from the actuarial valuation date to the measurement date of June 30, 2023. The Employer's proportion of the net pension liability was based on a projection of the Employer's long-term share of contributions to the pension plan relative to the projected contributions of all participating employers and the State of New Jersey, actuarially determined. For the June 30, 2023 measurement date, the Employer's proportion was .3097337500%, which was a decrease of .0151330500% from its proportion measured as of June 30, 2022. Likewise, at June 30, 2023, the State of New Jersey's proportion, on-behalf of the Employer, was .3097334200%, which was a decrease of .0151334100% from its proportion, on-behalf of the Employer, measured as of June 30, 2022.

Pension (Benefit) Expense - For the year ended December 31, 2023, the Employer's proportionate share of the PFRS pension (benefit) expense, calculated by the Plan as of the June 30, 2023 measurement date was \$66,167.00. This (benefit) expense is not recognized by the Employer because of the regulatory basis of accounting as described in note 1; however, as previously mentioned, for the year ended December 31, 2023, the Employer's contribution to PFRS was \$4,225,066.00 and was paid on April 1, 2023.

For the year ended December 31, 2023, the State's proportionate share of the PFRS pension (benefit) expense, associated with the Employer, calculated by the Plan as of the June 30, 2023 measurement date, was \$717,268.00. This on-behalf (benefit) expense is not recognized by the Employer because of the regulatory basis of accounting as described in note 1.

Deferred Outflows of Resources and Deferred Inflows of Resources - As of December 31, 2023, the Employer had deferred outflows of resources and deferred inflows of resources related to pensions from the following sources:

	<u>Deferred Outflows of Resources</u>			<u>Deferred Inflows of Resources</u>		
	<u>PERS</u>	<u>PFRS</u>	<u>Total</u>	<u>PERS</u>	<u>PFRS</u>	<u>Total</u>
Differences between Expected and Actual Experience	\$ 658,757.00	\$ 1,465,309.00	\$ 2,124,066.00	\$ 281,635.00	\$ 1,632,077.00	\$ 1,913,712.00
Changes of Assumptions	151,356.00	73,862.00	225,218.00	4,175,538.00	2,310,792.00	6,486,330.00
Net Difference between Projected and Actual Earnings on Pension Plan Investments	317,286.00	1,742,852.00	2,060,138.00	-	-	-
Changes in Proportion and Differences between Contributions and Proportionate Share of Contributions	801,275.00	947,441.00	1,748,716.00	4,520,753.00	8,417,506.00	12,938,259.00
Contributions Subsequent to the Measurement Date	3,178,757.00	2,061,590.00	5,240,347.00	-	-	-
	<u>\$ 5,107,431.00</u>	<u>\$ 6,291,054.00</u>	<u>\$ 11,398,485.00</u>	<u>\$ 8,977,926.00</u>	<u>\$ 12,360,375.00</u>	<u>\$ 21,338,301.00</u>

Note 7: PENSION PLANS (CONT'D)**Pension Liabilities, Pension (Benefit) Expense, and Deferred Outflows of Resources and Deferred Inflows of Resources Related to Pensions (Cont'd)**

Deferred Outflows of Resources and Deferred Inflows of Resources (Cont'd) - Deferred outflows of resources in the amounts of \$3,178,757.00 and \$2,061,590.00 for PERS and PFRS, respectively, will be included as a reduction of the net pension liability during the year ending December 31, 2024. These amounts were based on an estimated April 1, 2025 contractually required contribution, prorated from the pension plans' measurement date of June 30, 2023 to the Employer's year end of December 31, 2023.

The Employer will amortize the other deferred outflows of resources and deferred inflows of resources related to pensions over the following number of years:

	PERS		PFRS	
	<u>Deferred Outflows of Resources</u>	<u>Deferred Inflows of Resources</u>	<u>Deferred Outflows of Resources</u>	<u>Deferred Inflows of Resources</u>
Differences between Expected and Actual Experience				
Year of Pension Plan Deferral:				
June 30, 2018	-	5.63	5.73	-
June 30, 2019	5.21	-	-	5.92
June 30, 2020	5.16	-	5.90	-
June 30, 2021	-	5.13	-	6.17
June 30, 2022	-	5.04	6.22	-
June 30, 2023	5.08	-	6.16	-
Changes of Assumptions				
Year of Pension Plan Deferral:				
June 30, 2018	-	5.63	-	5.73
June 30, 2019	-	5.21	-	5.92
June 30, 2020	-	5.16	-	5.90
June 30, 2021	5.13	-	6.17	-
June 30, 2022	-	5.04	-	6.22
Difference between Projected and Actual Earnings on Pension Plan Investments				
Year of Pension Plan Deferral:				
June 30, 2019	5.00	-	5.00	-
June 30, 2020	5.00	-	5.00	-
June 30, 2021	5.00	-	5.00	-
June 30, 2022	5.00	-	5.00	-
June 30, 2023	5.00	-	5.00	-
Changes in Proportion				
Year of Pension Plan Deferral:				
June 30, 2018	5.63	5.63	5.73	5.73
June 30, 2019	5.21	5.21	5.92	5.92
June 30, 2020	5.16	5.16	5.90	5.90
June 30, 2021	5.13	5.13	6.17	6.17
June 30, 2022	5.04	5.04	6.22	6.22
June 30, 2023	5.08	5.08	6.16	6.16

Note 7: PENSION PLANS (CONT'D)**Pension Liabilities, Pension (Benefit) Expense, and Deferred Outflows of Resources and Deferred Inflows of Resources Related to Pensions (Cont'd)**

Deferred Outflows of Resources and Deferred Inflows of Resources (Cont'd) - Other amounts included as deferred outflows of resources and deferred inflows of resources related to pensions will be recognized in future periods as follows:

<u>Year Ending Dec 31.</u>	<u>PERS</u>	<u>PFRS</u>	<u>Total</u>
2024	\$ (4,614,527.00)	\$ (3,232,480.00)	\$ (7,847,007.00)
2025	(3,168,287.00)	(3,119,444.00)	(6,287,731.00)
2026	1,762,098.00	507,287.00	2,269,385.00
2027	(999,721.00)	(1,735,589.00)	(2,735,310.00)
2028	(28,815.00)	(510,004.00)	(538,819.00)
Thereafter	-	(40,681.00)	(40,681.00)
	<u>\$ (7,049,252.00)</u>	<u>\$ (8,130,911.00)</u>	<u>\$ (15,180,163.00)</u>

Actuarial Assumptions

The net pension liability was measured as of June 30, 2023, and the total pension liability used to calculate the net pension liability was determined by an actuarial valuation as of July 1, 2022. The total pension liability was calculated through the use of updated procedures to roll forward from the actuarial valuation date to the measurement date of June 30, 2023. This actuarial valuation used the following actuarial assumptions, applied to all periods included in the measurement:

	<u>PERS</u>	<u>PFRS</u>
Inflation Rate:		
Price	2.75%	2.75%
Wage	3.25%	3.25%
Salary Increases:	2.75% - 6.55%	3.25% - 16.25%
	Based on Years of Service	Based on Years of Service
Investment Rate of Return	7.00%	7.00%
Period of Actuarial Experience		
Study upon which Actuarial		
Assumptions were Based	July 1, 2018 - June 30, 2021	July 1, 2018 - June 30, 2021

Note 7: PENSION PLANS (CONT'D)**Actuarial Assumptions (Cont'd)****Public Employees' Retirement System**

Pre-retirement mortality rates were based on the Pub-2010 General Below-Median Income Employee mortality table with an 82.2% adjustment for males and 101.4% adjustment for females, and with future improvement from the base year of 2010 on a generational basis. Post-retirement mortality rates were based on the Pub-2010 General Below-Median Income Healthy Retiree mortality table with a 91.4% adjustment for males and 99.7% adjustment for females, and with future improvement from the base year of 2010 on a generational basis. Disability retirement rates used to value disabled retirees were based on the Pub-2010 Non-Safety Disabled Retiree mortality table with a 127.7% adjustment for males and 117.2% adjustment for females, and with future improvement from the base year of 2010 on a generational basis. Mortality improvement is based on Scale MP-2021.

Police and Firemen's Retirement System

Pre-retirement mortality rates were based on the PubS-2010 amount-weighted mortality table with a 105.6% adjustment for males and 102.5% adjustment for females. For healthy annuitants, mortality rates were based on the PubS-2010 amount-weighted mortality table with a 96.7% adjustment for males and 96.0% adjustment for females. Disability rates were based on the PubS-2010 amount-weighted mortality table with a 152.0% adjustment for males and 109.3% adjustment for females. Mortality improvement is based on Scale MP-2021.

For both PERS and PFRS, in accordance with State statute, the long-term expected rate of return on Plan investments (7.00% at June 30, 2023) is determined by the State Treasurer, after consultation with the Directors of the Division of Investments and Division of Pensions and Benefits, the board of trustees and the actuaries. The long-term expected rate of return was determined using a building block method in which best-estimate ranges of expected future real rates of return (expected returns, net of pension Plan investment expense and inflation) are developed for each major asset class. These ranges are combined to produce the long-term expected rate of return by weighting the expected future real rates of return by the target asset allocation percentage and by adding expected inflation. Best estimates of arithmetic rates of return for each major asset class included in PERS' and PFRS' target asset allocation as of June 30, 2023 are summarized in the table that follows:

<u>Asset Class</u>	<u>Target Allocation</u>	<u>Long-Term Expected Real Rate of Return</u>
U.S. Equity	28.00%	8.98%
Non-US Developed Markets Equity	12.75%	9.22%
International Small Cap Equity	1.25%	9.22%
Emerging Market Equity	5.50%	11.13%
Private Equity	13.00%	12.50%
Real Estate	8.00%	8.58%
Real Assets	3.00%	8.40%
High Yield	4.50%	6.97%
Private Credit	8.00%	9.20%
Investment Grade Credit	7.00%	5.19%
Cash Equivalents	2.00%	3.31%
U.S. Treasuries	4.00%	3.31%
Risk Mitigation Strategies	3.00%	6.21%
	<u>100.00%</u>	

Note 7: PENSION PLANS (CONT'D)**Actuarial Assumptions (Cont'd)****Discount Rate -**

For both PERS and PFRS, the discount rate used to measure the total pension liability was 7.00% as of June 30, 2023. The projection of cash flows used to determine the discount rate assumed that contributions from Plan members will be made at the current member contribution rates and that contributions from employers and the nonemployer contributing entity would be based on 100% of the actuarially determined contributions for the State employer and 100% of actuarially determined contributions for the local employers. Based on those assumptions, the Plan's fiduciary net position was projected to be available to make all projected future benefit payments of current plan members. Therefore, the long-term expected rate of return on Plan investments was applied to all projected benefit payments to determine the total pension liability.

Sensitivity of Proportionate Share of Net Pension Liability to Changes in the Discount Rate

Public Employees' Retirement System (PERS) - The following presents the Employer's proportionate share of the net pension liability as of the June 30, 2023 measurement date, calculated using a discount rate of 7.00%, as well as what the Employer's proportionate share of the net pension liability would be if it were calculated using a discount rate that is 1% lower or 1% higher than the current rates used:

	1% Decrease (6.00%)	Current Discount Rate (7.00%)	1% Increase (8.00%)
Proportionate Share of the Net Pension Liability	<u>\$ 89,691,064.00</u>	<u>\$ 68,898,405.00</u>	<u>\$ 51,201,103.00</u>

Public Employees' Retirement System (PERS) - As previously mentioned, PERS has a special funding situation, under Chapter 366, P.L. 2001, where the State of New Jersey pays a portion of the Employer's annual required contribution. As such, the net pension liability as of the June 30, 2023 measurement date, for the Employer and the State of New Jersey, calculated using a discount rate of 7.00%, as well as using a discount rate that is 1% lower or 1% higher than the current rates used, is as follows:

	1% Decrease (6.00%)	Current Discount Rate (7.00%)	1% Increase (8.00%)
Proportionate Share of the Net Pension Liability	<u>\$ 89,691,064.00</u>	<u>\$ 68,898,405.00</u>	<u>\$ 51,201,103.00</u>
State of New Jersey's Proportionate Share of Net Pension Liability associated the Employer (C.366, P.L. 2001)	<u>2,934,740.00</u>	<u>2,254,393.00</u>	<u>1,675,328.00</u>
	<u>\$ 92,625,804.00</u>	<u>\$ 71,152,798.00</u>	<u>\$ 52,876,431.00</u>

Note 7: PENSION PLANS (CONT'D)**Sensitivity of Proportionate Share of Net Pension Liability to Changes in the Discount Rate (Cont'd)**

Police and Firemen's Retirement System (PFRS) - As previously mentioned, PFRS has a special funding situation, where the State of New Jersey pays a portion of the Employer's annual required contribution. As such, the net pension liability as of the June 30, 2023 measurement date, for the Employer and the State of New Jersey, calculated using a discount rate of 7.00%, as well as using a discount rate that is 1% lower or 1% higher than the current rates used, is as follows:

	1% Decrease (6.00%)	Current Discount Rate (7.00%)	1% Increase (8.00%)
Proportionate Share of the Net Pension Liability	\$ 47,682,099.00	\$ 34,221,809.00	\$ 23,012,604.00
State of New Jersey's Proportionate Share of Net Pension Liability	<u>8,785,981.00</u>	<u>6,305,766.00</u>	<u>4,240,340.00</u>
	<u>\$ 56,468,080.00</u>	<u>\$ 40,527,575.00</u>	<u>\$ 27,252,944.00</u>

Pension Plan Fiduciary Net Position

For purposes of measuring the net pension liability, deferred outflows of resources and deferred inflows of resources related to pensions, and pension (benefit) expense, information about the respective fiduciary net position of the PERS and PFRS and additions to/deductions from PERS and PFRS' respective fiduciary net position have been determined on the same basis as they are reported by PERS and PFRS. Accordingly, benefit payments (including refunds of employee contributions) are recognized when due and payable in accordance with the benefit terms. Investments are reported at fair value.

Note 7: PENSION PLANS (CONT'D)**Supplementary Pension Information**

In accordance with GASBS 68, the following information is also presented for the PERS and PFRS pension plans. These schedules are presented to illustrate the requirements to show information for 10 years.

Schedule of the Proportionate Share of the Net Pension Liability - Public Employees' Retirement System (PERS) (Last Ten Plan Years)

	<u>Measurement Date Ended June 30,</u>				
	<u>2023</u>	<u>2022</u>	<u>2021</u>	<u>2020</u>	<u>2019</u>
Proportion of the Net Pension Liability	0.4756740244%	0.4546145070%	0.4715653341%	0.4729595159%	0.4686606494%
Proportionate Share of the Net Pension Liability	\$ 68,898,405.00	\$ 68,607,587.00	\$ 55,863,984.00	\$ 77,127,328.00	\$ 84,445,539.00
Covered Payroll (Plan Measurement Period)	\$ 32,601,396.00	\$ 32,874,920.00	\$ 34,190,636.00	\$ 33,779,646.00	\$ 32,709,900.00
Proportionate Share of the Net Pension Liability as a Percentage of Covered Payroll	211.34%	208.69%	163.39%	228.32%	258.17%
Plan Fiduciary Net Position as a Percentage of the Total Pension Liability	65.23%	62.91%	70.33%	58.32%	56.27%
	<u>Measurement Date Ended June 30,</u>				
	<u>2018</u>	<u>2017</u>	<u>2016</u>	<u>2015</u>	<u>2014</u>
Proportion of the Net Pension Liability	0.4613902175%	0.4521746847%	0.1616233774%	0.4641797320%	0.4655072678%
Proportionate Share of the Net Pension Liability	\$ 90,845,431.00	\$ 105,259,038.00	\$ 141,615,061.00	\$ 104,199,049.00	\$ 87,155,692.00
Covered Payroll (Plan Measurement Period)	\$ 32,209,724.00	\$ 31,175,573.00	\$ 32,826,692.00	\$ 32,222,136.00	\$ 32,433,104.00
Proportionate Share of the Net Pension Liability as a Percentage of Covered Payroll	282.04%	337.63%	431.40%	323.38%	268.72%
Plan Fiduciary Net Position as a Percentage of the Total Pension Liability	53.60%	48.10%	40.14%	47.93%	52.08%

Note 7: PENSION PLANS (CONT'D)**Supplementary Pension Information (Cont'd)*****Schedule of Contributions - Public Employees' Retirement System (PERS) (Last Ten Years)***

	Year Ended December 31,				
	<u>2023</u>	<u>2022</u>	<u>2021</u>	<u>2020</u>	<u>2019</u>
Contractually Required Contribution	\$ 6,357,513.00	\$ 5,732,907.00	\$ 5,522,578.00	\$ 5,173,939.00	\$ 4,558,688.00
Contribution in Relation to the Contractually Required Contribution	<u>(6,357,513.00)</u>	<u>(5,732,907.00)</u>	<u>(5,522,578.00)</u>	<u>(5,173,939.00)</u>	<u>(4,558,688.00)</u>
Contribution Deficiency (Excess)	<u>\$ -</u>	<u>\$ -</u>	<u>\$ -</u>	<u>\$ -</u>	<u>\$ -</u>
Covered Payroll (Calendar Year)	\$ 33,385,392.00	\$ 32,849,189.00	\$ 32,875,737.00	\$ 33,299,428.00	\$ 33,739,151.50
Contributions as a Percentage of Covered Payroll	19.04%	17.45%	16.80%	15.54%	13.51%
	Year Ended December 31,				
	<u>2018</u>	<u>2017</u>	<u>2016</u>	<u>2015</u>	<u>2014</u>
Contractually Required Contribution	\$ 4,589,342.00	\$ 4,188,916.00	\$ 4,247,839.00	\$ 3,990,701.00	\$ 3,837,575.00
Contribution in Relation to the Contractually Required Contribution	<u>(4,589,342.00)</u>	<u>(4,188,916.00)</u>	<u>(4,247,839.00)</u>	<u>(3,990,701.00)</u>	<u>(3,837,575.00)</u>
Contribution Deficiency (Excess)	<u>\$ -</u>	<u>\$ -</u>	<u>\$ -</u>	<u>\$ -</u>	<u>\$ -</u>
Covered Payroll (Calendar Year)	\$ 32,898,862.00	\$ 32,192,036.00	\$ 31,191,762.00	\$ 32,655,433.00	\$ 32,256,793.00
Contributions as a Percentage of Covered Payroll	13.95%	13.01%	13.62%	12.22%	11.90%

Note 7: PENSION PLANS (CONT'D)**Supplementary Pension Information (Cont'd)*****Schedule of Proportionate Share of the Net Pension Liability - Police and Firemen's Retirement System (PFRS) (Last Ten Plan Years)***

	Measurement Date Ended June 30,				
	<u>2023</u>	<u>2022</u>	<u>2021</u>	<u>2020</u>	<u>2019</u>
Proportion of the Net Pension Liability	0.3097337500%	0.3248668000%	0.3837810344%	0.3833160331%	0.3953581930%
Proportionate Share of the Net Pension Liability	\$ 34,221,809.00	\$ 37,185,411.00	\$ 28,051,139.00	\$ 49,529,487.00	\$ 48,383,219.00
State's Proportionate Share of the Net Pension Liability	6,305,766.00	6,617,913.00	7,889,378.00	7,686,751.00	7,639,802.00
Total	<u>\$ 40,527,575.00</u>	<u>\$ 43,803,324.00</u>	<u>\$ 35,940,517.00</u>	<u>\$ 57,216,238.00</u>	<u>\$ 56,023,021.00</u>
Covered Payroll (Plan Measurement Period)	\$ 11,186,232.00	\$ 11,415,408.00	\$ 13,353,520.00	\$ 12,920,564.00	\$ 12,983,660.00
Proportionate Share of the Net Pension Liability as a Percentage of Covered Payroll	305.93%	325.75%	210.07%	383.34%	372.65%
Plan Fiduciary Net Position as a Percentage of the Total Pension Liability	70.16%	68.33%	77.26%	63.52%	65.00%
	Measurement Date Ended June 30,				
	<u>2018</u>	<u>2017</u>	<u>2016</u>	<u>2015</u>	<u>2014</u>
Proportion of the Net Pension Liability	0.3964496060%	0.3958841726%	0.4160213571%	0.3927864532%	0.3606708197%
Proportionate Share of the Net Pension Liability	\$ 53,646,167.00	\$ 61,116,862.00	\$ 79,470,721.00	\$ 65,424,532.00	\$ 45,369,044.00
State's Proportionate Share of the Net Pension Liability	7,286,944.00	6,845,604.00	6,673,569.00	5,737,512.00	4,885,484.00
Total	<u>\$ 60,933,111.00</u>	<u>\$ 67,962,466.00</u>	<u>\$ 86,144,290.00</u>	<u>\$ 71,162,044.00</u>	<u>\$ 50,254,528.00</u>
Covered Payroll (Plan Measurement Period)	\$ 12,802,608.00	\$ 12,663,888.00	\$ 13,208,504.00	\$ 12,318,944.00	\$ 11,270,164.00
Proportionate Share of the Net Pension Liability as a Percentage of Covered Payroll	419.03%	482.61%	601.66%	531.09%	402.56%
Plan Fiduciary Net Position as a Percentage of the Total Pension Liability	62.48%	58.60%	52.01%	56.31%	62.41%

Note 7: PENSION PLANS (CONT'D)**Supplementary Pension Information (Cont'd)*****Schedule of Contributions - Police and Firemen's Retirement System (PFRS) (Last Ten Years)***

	Year Ended December 31,				
	<u>2023</u>	<u>2022</u>	<u>2021</u>	<u>2020</u>	<u>2019</u>
Contractually Required Contribution	\$ 4,123,179.00	\$ 4,225,066.00	\$ 4,472,831.00	\$ 4,282,295.00	\$ 3,993,555.00
Contribution in Relation to the Contractually Required Contribution	<u>(4,123,179.00)</u>	<u>(4,225,066.00)</u>	<u>(4,472,831.00)</u>	<u>(4,282,295.00)</u>	<u>(3,993,555.00)</u>
Contribution Deficiency (Excess)	<u>\$ -</u>	<u>\$ -</u>	<u>\$ -</u>	<u>\$ -</u>	<u>\$ -</u>
Covered Payroll (Calendar Year)	\$ 10,741,236.00	\$ 10,822,777.00	\$ 11,248,793.00	\$ 12,767,955.00	\$ 12,911,038.00
Contributions as a Percentage of Covered Payroll	38.39%	39.04%	39.76%	33.54%	30.93%
	Year Ended December 31,				
	<u>2018</u>	<u>2017</u>	<u>2016</u>	<u>2015</u>	<u>2014</u>
Contractually Required Contribution	\$ 3,875,879.00	\$ 3,503,648.00	\$ 3,391,991.00	\$ 3,192,768.00	\$ 2,770,201.00
Contribution in Relation to the Contractually Required Contribution	<u>(3,875,879.00)</u>	<u>(3,503,648.00)</u>	<u>(3,391,991.00)</u>	<u>(3,192,768.00)</u>	<u>(2,770,201.00)</u>
Contribution Deficiency (Excess)	<u>\$ -</u>	<u>\$ -</u>	<u>\$ -</u>	<u>\$ -</u>	<u>\$ -</u>
Covered Payroll (Calendar Year)	\$ 12,704,966.00	\$ 12,698,331.00	\$ 12,742,588.00	\$ 13,311,422.00	\$ 12,329,444.00
Contributions as a Percentage of Covered Payroll	30.51%	27.59%	26.62%	23.99%	22.47%

Note 7: PENSION PLANS (CONT'D)**Supplementary Pension Information (Cont'd)****Other Notes to Supplementary Pension Information*****Public Employees' Retirement System (PERS)*****Changes in Benefit Terms**

The Division of Pensions and Benefits adopted a new policy regarding the crediting of interest on member contributions for the purpose of refund of accumulated deductions. Previously, after termination of employment, but prior to retirement or death, interest was credited on member accumulated deductions at the valuation interest rate for the entire period. Effective July 1, 2018, interest is only credited at the valuation interest rate for the first two years of inactivity prior to retirement or death.

Changes in Assumptions

The discount rate and long-term expected rate of return used as of June 30 measurement date are as follows:

<u>Discount Rate</u>				<u>Long-term Expected Rate of Return</u>			
<u>Year</u>	<u>Rate</u>	<u>Year</u>	<u>Rate</u>	<u>Year</u>	<u>Rate</u>	<u>Year</u>	<u>Rate</u>
2023	7.00%	2018	5.66%	2023	7.00%	2018	7.00%
2022	7.00%	2017	5.00%	2022	7.00%	2017	7.00%
2021	7.00%	2016	3.98%	2021	7.00%	2016	7.65%
2020	7.00%	2015	4.90%	2020	7.00%	2015	7.90%
2019	6.28%	2014	5.39%	2019	7.00%	2014	7.90%

Police and Firemen's Retirement System (PFRS)**Changes in Benefit Terms**

The June 30, 2023 measurement date include the following plan amendment: Chapter 92, P.L. 2023 establishing an extension of the previous plan amendment Chapter 52, P.L. 2021, allowing members enrolled between January 18, 2000 and April 19, 2021 to retire prior to age 55 if they have attained 20 years of creditable service and retire by May 1, 2026.

Changes in Assumptions

The discount rate and long-term expected rate of return used as of June 30 measurement date are as follows:

<u>Discount Rate</u>				<u>Long-term Expected Rate of Return</u>			
<u>Year</u>	<u>Rate</u>	<u>Year</u>	<u>Rate</u>	<u>Year</u>	<u>Rate</u>	<u>Year</u>	<u>Rate</u>
2023	7.00%	2018	6.51%	2023	7.00%	2018	7.00%
2022	7.00%	2017	6.14%	2022	7.00%	2017	7.00%
2021	7.00%	2016	5.55%	2021	7.00%	2016	7.65%
2020	7.00%	2015	5.79%	2020	7.00%	2015	7.90%
2019	6.85%	2014	6.32%	2019	7.00%	2014	7.90%

Note 8: POSTEMPLOYMENT BENEFITS OTHER THAN PENSION BENEFITS**A. State Health Benefits Local Government Retired Employees Plan**

N.J.A.C. 5:30-6.1 allows local units to disclose the most recently available information as it relates to the New Jersey Division of Pension's reporting on GASB No. 75, *Accounting and Financial Reporting for Postemployment Benefits other than Pensions*. As of the date of this report, the information for the measurement period ended June 30, 2024 was not available; therefore, the information from the measurement period June 30, 2023 is disclosed below.

General Information about the State Health Benefit Local Government Retired Employees Plan

Plan Description and Benefits Provided - The County does not provide postemployment benefits to its retirees; however, the State of New Jersey (the "State") provides these benefits to certain County retirees and their dependents under a special funding situation as described below.

The State, on-behalf of the County, contributes to the State Health Benefits Local Government Retired Employees Plan (the "Plan"), which is a cost-sharing multiple-employer defined benefit other postemployment benefit ("OPEB") plan with a special funding situation. It covers employees of local government employers that have adopted a resolution to participate in the Plan. The Plan meets the definition of an equivalent arrangement as defined in paragraph 4 of GASB Statement No. 75, *Accounting and Financial Reporting for the Postemployment Benefits Other Than Pensions* (GASB Statement No. 75); therefore, assets are accumulated to pay associated benefits. For additional information about the Plan, please refer to the State of New Jersey (the "State"), Division of Pensions and Benefits' (the "Division") annual financial statements, which can be found at <https://www.state.nj.us/treasury/pensions/financial-reports.shtml>. As a local participating employer of the Plan, the County is referred to as "Employer" throughout this note.

The Plan provides medical and prescription drug to retirees and their covered dependents of the participating employers. Under the provisions of Chapter 88, P.L. 1974 and Chapter 48, P.L. 1999, local government employers electing to provide postretirement medical coverage to their employees must file a resolution with the Division. Under Chapter 88, local employers elect to provide benefit coverage based on the eligibility rules and regulations promulgated by the State Health Benefits Commission. Chapter 48 allows local employers to establish their own age and service eligibility for employer paid health benefits coverage for retired employees. Under Chapter 48, the employer may assume the cost of postretirement medical coverage for employees and their dependents who: 1) retired on a disability pension; or 2) retired with 25 or more years of service credit in a State or locally administered retirement system and a period of service of up to 25 years with the employer at the time of retirement as established by the employer; or 3) retired and reached the age of 65 with 25 or more years of service credit in a State or locally administered retirement system and a period of service of up to 25 years with the employer at the time of retirement as established by the employer; or 4) retired and reached age 62 with at least 15 years of service with the employer. Further, the law provides that the employer paid obligations for retiree coverage may be determined by means of a collective negotiations agreement.

In accordance with Chapter 330, P.L. 1997, which is codified in N.J.S.A 52:14-17.32i, the State provides medical and prescription coverage to local police officers and firefighters, who retire with 25 years of service or on a disability from an employer who does not provide postretirement medical coverage. Local employers were required to file a resolution with the Division in order for their employees to qualify for State-paid retiree health benefits coverage under Chapter 330. The State also provides funding for retiree health benefits to survivors of local police officers and firefighters who die in the line of duty under Chapter 271, P.L.1989.

Pursuant to Chapter 78, P.L. 2011, future retirees eligible for postretirement medical coverage who have less than 20 years of creditable service on June 28, 2011 will be required to pay a percentage of the cost of their health care coverage in retirement provided they retire with 25 or more years of pension service credit. The percentage of the premium for which the retiree will be responsible will be determined based on the retiree's annual retirement benefit and level of coverage.

Note 8: POSTEMPLOYMENT BENEFITS OTHER THAN PENSION BENEFITS (CONT'D)**A. State Health Benefits Local Government Retired Employees Plan****General Information about the State Health Benefit Local Government Retired Employees Plan (Cont'd)**

Special Funding Situation Component - The State of New Jersey makes contributions to cover those employees eligible under Chapter 330, P.L. 1997. Local employers remit employer contributions on a monthly basis. Retired member contributions are generally received on a monthly basis. Partially funded benefits are also available to local police officers and firefighters who retire with 25 years of service or on disability from an employer who does not provide coverage under the provisions of Chapter 330, P.L. 1997. Upon retirement, these individuals must enroll in the OPEB Plan.

Under Chapter 330, P.L. 1997, the State shall pay the premium or periodic charges for the qualified local police and firefighter retirees and dependents equal to 80% of the premium or periodic charge for the category of coverage elected by the qualified retiree under the State managed care plan or a health maintenance organization participating in the program providing the lowest premium or periodic charge. The State also provides funding for retiree health benefits to survivors of local police officers and firefighters who die in the line of duty under Chapter 271, P.L. 1989.

Therefore, these employers are considered to be in a special funding situation as defined by GASB Statement No. 75 and the State is treated as a nonemployer contributing entity. Since the local participating employers do not contribute under this legislation directly to the Plan, there is no net OPEB liability, deferred outflows of resources or deferred inflows of resources to report in the financial statements of the local participating employers related to this legislation. However, the notes to the financial statements of the local participating employers must disclose the portion of the nonemployer contributing entities' total proportionate share of the collective net OPEB liability that is associated with the local participating employer. The participating employer is required to disclose in their respective notes to the financial statements, an expense and corresponding revenue, and their proportionate share of the OPEB expense allocated to the State under the special funding situation.

The amount of actual contributions to the OPEB Plan made by the State, on-behalf of the Employer, is not known; however, under the special funding situation, the State's OPEB expense, on-behalf of the Employer, is \$(5,430,538.00) for the year ended December 31, 2023, representing -50.56% of the Employer's covered payroll.

OPEB Liability

OPEB Liability - At December 31, 2023, the State's proportionate share of the net OPEB liability associated with the Employer was \$29,950,097.00. The net OPEB liability was measured as of June 30, 2023, and the total OPEB liability used to calculate the net OPEB liability was determined by an actuarial valuation as of July 1, 2022, which was rolled forward to June 30, 2023.

The State's proportion of the net OPEB liability, associated with the Employer, was based on the ratio of the Plan members of an individual employer to the total members of the Plan's special funding situation during the measurement period July 1, 2022 through June 30, 2023. For the June 30, 2023 measurement date, the State's proportion on-behalf of the Employer was .858392%, which was a decrease of .212168% from its proportion measured as of the June 30, 2022 measurement date.

Note 8: POSTEMPLOYMENT BENEFITS OTHER THAN PENSION BENEFITS (CONT'D)**A. State Health Benefits Local Government Retired Employees Plan****Actuarial Assumptions**

The actuarial assumptions vary for each plan member depending on the pension plan in which the member is enrolled. The actuarial valuation as of July 1, 2022, which was rolled forward to June 30, 2023, used the following actuarial assumptions, applied to all periods in the measurement:

Salary Increases:

PFRS - Rates for all future years 3.25% to 16.25% based on years of service

Mortality:

PFRS - Pub-2010 Safety classification headcount weighted mortality with fully generational mortality improvement projections from the central year using Scale MP-2021

Actuarial assumptions used in the valuation were based on the results of the PFRS experience study prepared for July 1, 2018 to June 30, 2021.

100% of active members are considered to participate in the Plan upon retirement.

All of the Plan's investments are in the State of New Jersey Cash Management Fund (the "CMF"). The New Jersey Division of Investments manages the CMF, which is available on a voluntary basis for investment by State and certain non-State participants. The CMF is considered to be an investment trust fund as defined in GASB Statement No. 31, *Certain Investments and External Investment Pools*. The CMF invests in U.S. government and agency obligations, commercial paper, corporate obligations and certificates of deposit. Units of ownership in the CMF may be purchased or redeemed on any given business day (excluding State holidays) at the unit cost of value of \$1.00. Participant shares are valued on a fair value basis. The CMF pay interest to participants on a monthly basis.

Discount Rate - The discount rate used to measure the OPEB liability at June 30, 2023 was 3.65%. This represents the municipal bond return rate as chosen by the State. The source is the Bond Buyer Go 20-Bond Municipal Bond Index, which includes tax-exempt general obligation municipal bonds with an average rating of AA/Aa or higher. As the long-term rate of return is less than the municipal bond rate, it is not considered in the calculation of the discount rate, rather the discount rate is set at the municipal bond rate.

The health care trend assumptions used is as follows:

Fiscal Year Ending	Annual Rate of Increase					
	Medical Trend			Prescription Drug Trend		
	Pre-65	PPO Post-65	HMO Post-65	Pre-65	Post-65	EGWP
2024	6.50%	-5.63%	-6.04%	14.00%	9.50%	14.28%
2025	6.25%	8.22%	8.33%	10.00%	8.75%	11.21%
2026	6.00%	16.85%	17.28%	7.50%	7.50%	7.50%
2027	5.75%	14.31%	14.65%	6.75%	6.75%	6.75%
2028	5.50%	12.43%	12.71%	6.00%	6.00%	6.00%
2029	5.25%	11.02%	11.24%	5.25%	5.25%	5.25%
2030	5.00%	9.91%	10.09%	4.50%	4.50%	4.50%
2031	4.75%	8.98%	9.14%	4.50%	4.50%	4.50%
2032	4.50%	6.46%	6.53%	4.50%	4.50%	4.50%
2033 and Later	4.50%	4.50%	4.50%	4.50%	4.50%	4.50%

Note 8: POSTEMPLOYMENT BENEFITS OTHER THAN PENSION BENEFITS (CONT'D)**A. State Health Benefits Local Government Retired Employees Plan****Sensitivity of the Net OPEB Liability to Changes in the Discount Rate**

The net OPEB liability, calculated using a discount rate of 3.65%, as well as using a discount rate that is 1% lower or 1% higher than the current rate used, is as follows:

	1% Decrease (2.65%)	Current Discount Rate (3.65%)	1% Increase (4.65%)
State of New Jersey's Proportionate Share of the Net OPEB Liability Associated with the Employer	<u>\$ 34,691,759.00</u>	<u>\$ 29,950,097.00</u>	<u>\$ 26,136,161.00</u>

Sensitivity of the Net OPEB Liability to Changes in the Healthcare Cost Trend Rate

The net OPEB liability, using a healthcare cost trend rate that is 1% lower or 1% higher than the current healthcare cost trend rate used, is as follows:

	1% Decrease	Healthcare Cost Trend Rate	1% Increase
State of New Jersey's Proportionate Share of the Net OPEB Liability Associated with the Employer	<u>\$ 25,454,058.00</u>	<u>\$ 29,950,097.00</u>	<u>\$ 35,706,400.00</u>

OPEB Plan Fiduciary Net Position

For purposes of measuring the net OPEB liability, deferred outflows of resources and deferred inflows of resources related to OPEB, and OPEB (benefit) expense, information about the respective fiduciary net position of the State Health Benefits Local Government Retired Employees Plan and additions to/deductions from the Plan's respective fiduciary net position have been determined on the same basis as they are reported by the Plan. Accordingly, contributions (including refunds of employee contributions) are recognized when due and payable in accordance with the benefit terms. Investments are reported at fair value.

Supplementary OPEB Information

In accordance with GASBS No. 75, the following information is also presented for the State Health Benefits Local Government Retired Employees Plan. These schedules are presented to illustrate the requirements to show information for 10 years; however, until a full 10-year trend is compiled, this presentation will only include information for those years for which information is available.

Note 8: POSTEMPLOYMENT BENEFITS OTHER THAN PENSION BENEFITS (CONT'D)**A. State Health Benefits Local Government Retired Employees Plan****Supplementary OPEB Information (Cont'd)*****Schedule of the State's Proportionate Share of the Net OPEB Liability Associated with the Employer (Last Seven Plan Years)***

	Measurement Date Ended June 30,			
	<u>2023</u>	<u>2022</u>	<u>2021 (a)</u>	<u>2020</u>
Proportion of the Net OPEB Liability	0.00%	0.00%	0.00%	0.00%
State's Proportionate Share of the Net OPEB Liability Associated with the Employer	<u>100.00%</u>	<u>100.00%</u>	<u>100.00%</u>	<u>100.00%</u>
Total	<u>100.00%</u>	<u>100.00%</u>	<u>100.00%</u>	<u>100.00%</u>
Proportionate Share of the Net OPEB Liability	\$ -	\$ -	\$ -	\$ -
State's Proportionate Share of the Net OPEB Liability Associated with the Employer	<u>29,950,097.00</u>	<u>36,118,656.00</u>	<u>42,988,690.00</u>	<u>51,488,762.00</u>
Total	<u>\$ 29,950,097.00</u>	<u>\$ 36,118,656.00</u>	<u>\$ 42,988,690.00</u>	<u>\$ 51,488,762.00</u>
Covered Payroll (Plan Measurement Period)	\$ 10,654,527.00	\$ 11,125,283.00	\$ 11,818,931.00	\$ 13,165,183.00
Proportionate Share of the Net OPEB Liability as a Percentage of Covered Payroll	0.00%	0.00%	0.00%	0.00%
State's Proportionate Share of the Net OPEB Liability as a Percentage of Covered Payroll	281.10%	324.65%	363.73%	391.10%
Plan Fiduciary Net Position as a Percentage of the Total OPEB Liability	-0.79%	-0.36%	0.28%	0.91%
	Measurement Date Ended June 30,			
	<u>2019</u>	<u>2018</u>	<u>2017</u>	
Proportion of the Net OPEB Liability	0.00%	0.00%	0.00%	
State's Proportionate Share of the Net OPEB Liability Associated with the Employer	<u>100.00%</u>	<u>100.00%</u>	<u>100.00%</u>	
Total	<u>100.00%</u>	<u>100.00%</u>	<u>100.00%</u>	
Proportionate Share of the Net OPEB Liability	\$ -	\$ -	\$ -	
State's Proportionate Share of the Net OPEB Liability Associated with the Employer	<u>42,455,643.00</u>	<u>52,044,427.00</u>	<u>71,850,025.00</u>	
Total	<u>\$ 42,455,643.00</u>	<u>\$ 52,044,427.00</u>	<u>\$ 71,850,025.00</u>	
Covered Payroll (Plan Measurement Period)	\$ 12,702,747.00	\$ 12,640,138.00	\$ 12,829,776.00	
Proportionate Share of the Net OPEB Liability as a Percentage of Covered Payroll	0.00%	0.00%	0.00%	
State's Proportionate Share of the Net OPEB Liability as a Percentage of Covered Payroll	334.22%	411.74%	560.03%	
Plan Fiduciary Net Position as a Percentage of the Total OPEB Liability	1.98%	1.97%	1.03%	

(a) The Proportionate Share of the June 30, 2021 Net OPEB Liability was adjusted within the June 30, 2022 Plan Audit.

Note 8: POSTEMPLOYMENT BENEFITS OTHER THAN PENSION BENEFITS (CONT'D)**A. State Health Benefits Local Government Retired Employees Plan****Supplementary OPEB Information (Cont'd)****Other Notes to Supplementary OPEB Information**

Changes in Benefit Terms - The actuarial valuation as of July 1, 2022, which was rolled forward to June 30, 2023, included changes due to employers adopting and /or changing Chapter 48 provisions.

Changes in Assumptions - The discount rate used as of the June 30 measurement date is as follows:

<u>Year</u>	<u>Rate</u>	<u>Year</u>	<u>Rate</u>
2023	3.65%	2019	3.50%
2022	3.54%	2018	3.87%
2021	2.16%	2017	3.58%
2020	2.21%		

The expected investment rate of return is based on guidance provided by the State. These expected rates of return are the same as the discount rates listed above.

In addition to changes in the discount rate, other factors that affected the valuation of the net OPEB liability included changes in the trend update.

There were no changes to mortality projections.

B. County of Cumberland Postemployment Benefit Plan

Plan Description and Benefits Provided - The County provides postretirement health care benefits through a health plan for retirees, which includes medical, dental, and prescription plan. The County provides a single employer post-employment healthcare plan, which is not administered through a trust that meets the criteria in paragraph 4 of the GASB Statement No. 75, *Accounting and Financial Reporting for Postemployment Benefits other than Pensions*, and covers the following retiree population: retiring employees, and their eligible dependents, who retire on or after age 55 with 25 years of service credit (20 years for veterans) with Cumberland County and who retire from active employment, working a minimum of 20 hours per week. This provision is provided in accordance with the County's policy and various collective bargaining agreements. The Plan is administered by the County; therefore, premium payments are made directly to the insurance carriers. Reimbursements by the retirees are paid in monthly installments after the County provides the retirees with a detailed accounting of the costs.

Employees Covered by Benefit Terms - As of January 1, 2024, the most recent actuarial valuation date, the following employees were covered by the benefit terms:

Inactive Employees or Beneficiaries Currently Receiving Benefit Payments	272
Inactive Employees Entitled to but Not Yet Receiving Benefit Payments	-
Active Employees	402
	<hr/>
	673
	<hr/>

Note 8: POSTEMPLOYMENT BENEFITS OTHER THAN PENSION BENEFITS (CONT'D)

B. County of Cumberland Postemployment Benefit Plan (Cont'd)

Total OPEB Liability

The County's total OPEB liability of \$79,628,050.00 was measured as of December 31, 2024 and was determined by an actuarial valuation as of January 1, 2024.

Actuarial Assumptions and Other Inputs - The following actuarial assumptions and other inputs, applied to all periods included in the measurement, unless otherwise specified:

Inflation	4.30% Annually
Salary Increases	2.50% Annually
Discount Rate	4.30%
Healthcare Cost Trend Rates:	
Medical / Rx	7.00% for Retirees at December 31, 2024. Decreasing 1.00% per Year until December 31, 2025 to an Ultimate Rate of 5.00% for December 31, 2026 and Later Years
Dental	5.00%
Retirees' Share of Benefit-Related Costs	Retirees eligible for the 20% Co-Pay Plan pay 20% of the monthly cost. Retirees eligible for the Full Pay Plan pay 100% of the monthly cost. Eligible DoSS retirees do not make any copayments for the dental coverage

The assumed discount rate for unfunded plans is based on the index rate for 20-year tax-exempt high quality municipal bonds with average rating of AA/Aa or higher. For funded plans, the expected long-term rate of return of the segregated trust assets may be used as long as assets remain in the trust.

The following RP-2014 Mortality Tables (Male/Female) are used:

- (a) Pre-retirement – RP-2014 Employee Mortality Table with a one-year age setback to reflect expected mortality improvement.
- (b) Post-retirement – Not disabled: RP-2014 Healthy Annuitant Mortality Table with a one-year setback to reflect expected mortality improvement.

Disabled lives: RP-2014 Disabled Retiree Mortality Table.

An experience study was not performed on the actuarial assumptions used in the January 1, 2023 valuation since the Plan had insufficient data to produce a study with credible results. Mortality rates, termination rates and retirement rates were based on standard tables issued by Society of Actuaries. The actuary has used their professional judgement in applying these assumptions to this Plan.

Note 8: POSTEMPLOYMENT BENEFITS OTHER THAN PENSION BENEFITS (CONT'D)**B. County of Cumberland Postemployment Benefit Plan (Cont'd)****Changes in Total OPEB Liability**

Balance at December 31, 2023 (As Reported)	\$	73,371,708.00
Adjustment for Change in Sharing Percentage		<u>3,881,186.00</u>
Balance at December 31, 2023 (As Adjusted)		77,252,894.00
Changes for the Year:		
Service Cost	\$	1,716,700.00
Interest Cost		3,338,081.00
Benefit Payments		(2,679,625.00)
Actuarial (Gains) / Losses		-
Change of Benefit Terms		-
Assumption Changes		<u>-</u>
Net Changes		<u>2,375,156.00</u>
Balance at December 31, 2024	\$	<u><u>79,628,050.00</u></u>

Changes of benefit terms reflect no increase in the retirees' share of health insurance premiums.

Changes of assumptions and other inputs reflect no change in the discount rate.

Sensitivity of Total OPEB Liability to Changes in Discount Rate - The following presents the total OPEB liability of the County, as well as what the County's total OPEB liability would be if it were calculated for using a discount rate that is 1-percentage -point lower or 1-percentage-point higher than the current discount rate:

	<u>December 31, 2024</u>		
	1.00% Decrease <u>(3.30%)</u>	Current Discount Rate <u>(4.30%)</u>	1.00% Increase <u>(5.30%)</u>
Total OPEB Liability	<u>\$ 90,836,000.00</u>	<u>\$ 79,628,050.00</u>	<u>\$ 70,359,000.00</u>

The following presents the total OPEB liability of the County, as well as what the County's total OPEB liability would be if it were calculated using healthcare cost trend rates that are 1-percentage-point lower or 1-percentage-point higher than the current healthcare cost trend rates:

	<u>December 31, 2024</u>		
	1.00% Decrease	Healthcare Cost Trend Rates	1.00% Increase
Total OPEB Liability	<u>\$ 67,827,000.00</u>	<u>\$ 79,628,050.00</u>	<u>\$ 94,407,000.00</u>

Note 8: POSTEMPLOYMENT BENEFITS OTHER THAN PENSION BENEFITS (CONT'D)**B. County of Cumberland Postemployment Benefit Plan (Cont'd)**

OPEB (Benefit) Expense and Deferred Outflows of Resources and Deferred Inflows of Resources Related to OPEB - For the year ended December 31, 2024, the County recognized OPEB (benefit) expense of \$(36,710,997.00). As of December 31, 2024, the County reported deferred outflows of resources and deferred inflows of resources related to OPEB from the following sources:

	<u>Deferred Outflows of Resources</u>	<u>Deferred Inflows of Resources</u>
Actuarial Gains/Losses	\$ -	\$ 98,325,285.00
Assumption Changes	-	54,726,611.00
Change in Other Input (Discount Rate)	<u>23,921,426.00</u>	<u>-</u>
	<u>\$ 23,921,426.00</u>	<u>\$ 153,051,896.00</u>

Amounts reported as deferred outflows of resources and deferred inflows of resources related to OPEB will be recognized in OPEB (benefit) expense as follows:

Year Ending <u>Dec 31,</u>	
2024	\$ (41,765,778.00)
2025	(41,765,778.00)
2026	(10,249,357.00)
2027	(5,049,938.00)
2028	(5,049,938.00)
Thereafter	<u>(25,249,681.00)</u>
	<u>\$ (129,130,470.00)</u>

Supplementary OPEB Information

In accordance with GASB No. 75, the following information is also presented for the County's OPEB Plan. These schedules are presented to illustrate the requirements to show information for 10 years; however, until a full 10-year trend is compiled, this presentation will only include information for those years for which information is available.

Note 8: POSTEMPLOYMENT BENEFITS OTHER THAN PENSION BENEFITS (CONT'D)**B. County of Cumberland Postemployment Benefit Plan (Cont'd)*****Schedule of Changes in the County's Total OPEB Liability and Related Ratios (Last Seven Years):***

	<u>Plan Measurement Date December 31,</u>			
	<u>2024</u>	<u>2023</u>	<u>2022</u>	<u>2021</u>
Total OPEB Liability				
Service Cost	\$ 1,716,700.00	\$ 1,590,687.00	\$5,085,905.00	\$5,070,248.00
Interest Cost	3,338,081.00	3,076,376.00	2,087,202.00	2,042,138.00
Benefit Payments	(2,679,625.00)	(2,496,605.00)	(2,522,795.00)	(2,507,086.00)
Actuarial Gains/Losses	-	(18,976,125.00)	-	(182,060,705.00)
Change of Benefit Terms	-	(11,303,988.00)	-	-
Assumption Changes	-	(38,578,619.00)	-	(12,117,568.00)
Changes of Other Inputs	-	-	-	12,424,336.00
Net Change in Total OPEB Liability	<u>2,375,156.00</u>	<u>(66,688,274.00)</u>	<u>4,650,312.00</u>	<u>(177,148,637.00)</u>
Total OPEB Liability - Beginning of Year (As Reported)	73,371,708.00	140,077,678.00	137,035,592.00	315,684,609.00
Adjustment for Change in Sharing Percentage	<u>3,881,186.00</u>	<u>(17,696.00)</u>	<u>(1,608,226.00)</u>	<u>(1,500,380.00)</u>
Total OPEB Liability - Beginning of Year (As Adjusted)	<u>77,252,894.00</u>	<u>140,059,982.00</u>	<u>135,427,366.00</u>	<u>314,184,229.00</u>
Total OPEB Liability - End of Year	<u>\$ 79,628,050.00</u>	<u>\$ 73,371,708.00</u>	<u>\$ 140,077,678.00</u>	<u>\$ 137,035,592.00</u>
Covered-Employee Payroll	\$ 60,678,878.00	\$ 55,550,942.88	\$ 54,364,124.89	\$ 54,868,869.15
Total OPEB Liability as a Percentage of Covered Payroll	131.23%	132.08%	257.67%	249.75%
	<u>Plan Measurement Date December 31,</u>			
	<u>2020</u>	<u>2019</u>	<u>2018</u>	
Total OPEB Liability				
Service Cost	11,579,213.00	11,352,170.00	10,917,140.00	
Interest Cost	6,228,124.00	5,956,950.00	9,770,980.00	
Benefit Payments	(4,254,059.00)	(3,650,394.00)	(3,939,660.00)	
Actuarial Gains/Losses	-	(41,837,794.00)	-	
Changes of Benefit Terms	-	-	-	
Assumption Changes	-	(60,176,945.00)	-	
Changes of Other Inputs	-	56,822,689.00	-	
Net Change in Total OPEB Liability	<u>13,553,278.00</u>	<u>(31,533,324.00)</u>	<u>16,748,460.00</u>	
Total OPEB Liability - Beginning of Year (As Reported)	302,131,331.00	333,664,655.00	316,916,195.00	
Adjustment for Change in Sharing Percentage	<u>-</u>	<u>-</u>	<u>-</u>	
Total OPEB Liability - Beginning of Year (As Adjusted)	<u>302,131,331.00</u>	<u>333,664,655.00</u>	<u>316,916,195.00</u>	
Total OPEB Liability - End of Year	<u>\$ 315,684,609.00</u>	<u>\$ 302,131,331.00</u>	<u>\$ 333,664,655.00</u>	
Covered-Employee Payroll	\$ 56,258,737.73	\$ 57,614,122.00	\$ 56,583,369.00	
Total OPEB Liability as a Percentage of Covered Payroll	561.13%	524.40%	589.69%	

Note 8: POSTEMPLOYMENT BENEFITS OTHER THAN PENSION BENEFITS (CONT'D)**B. County of Cumberland Postemployment Benefit Plan (Cont'd)****Other Notes to Supplementary OPEB Information**

Change of Benefit Terms:

No changes in benefits were reflected in the 2024 year.

Change of Assumptions:

No changes in assumptions were reflected in the 2024 year.

Note 9: COMPENSATED ABSENCES

Under the existing policy of the County, full-time employees are entitled to fifteen paid sick leave days each year. Unused sick leave may be accumulated and carried forward to the subsequent year. The County of Cumberland compensates employees for unused sick leave upon retirement. The current policy for most employee contracts provides one compensated day for every two days accumulated up to a maximum of \$9,000.00. Other employee contracts with the County, which include the Prosecutor's Office and Department of Corrections, follow the same compensation for the days, but their maximum payout range is between \$12,000.00 and \$17,500.00 which is based on a range of 15 to 25+ years employed by the County.

Employees may also carry forward five vacation days to the subsequent year. Additional days may be carried forward with approval up to a maximum of twelve. However, an employee may not have more than twenty-five vacation days accrued at any one time. These accumulated vacation days are paid with the employee's last paycheck upon termination or retirement. Part-time employees who do not have scheduled hours are not entitled to compensated absences.

The County does not record accrued expenses related to compensated absences. However, it is estimated that, at December 31, 2024, accrued benefits for compensated absences are valued at \$7,465,405.37. The charges for accumulated sick leave will be included in the year the employee retires. The charges for accrued vacation benefits will be included in the year the employee retires or terminates employment with the County. The County has established a Reserve for Accumulated Sick Leave in the Trust Fund to set aside funds for future payments of compensated absences. At December 31, 2024 the balance of the fund was \$1,275,553.32.

Note 10: DEFERRED COMPENSATION SALARY ACCOUNT

The County offers its employees a deferred compensation plan in accordance with Internal Revenue Code Section 457, which has been approved by the Director of the Division of Local Government Services. The Plan, available to all full time employees at their option, permits employees to defer a portion of their salary to future years. The deferred compensation is not available to participants until termination, retirement, death, or unforeseeable emergency.

Amounts deferred under Section 457 plans must be held in trust for the exclusive benefit of participating employees and not be accessible by the County or its creditors. Since the County does not have a fiduciary relationship with the Plan, the balances and activities of the Plan are not reported in the County's financial statements.

Note 11: LEASE LIABILITY AND LEASE ASSET

The County, as lessee, has entered into the following leases which meet the requirements of GASB 87:

Land / Buildings - The County is leasing eight (8) land / buildings with a total lease liability of \$16,153,549.79.

On January 1, 2015 the County entered into a twenty (20) year lease agreement for one (1) office space located at 275 N. Delsea Drive, Vineland, NJ. The implied interest rate is based on the County's estimated incremental borrowing rate of 1.9889%. Based on this lease, the County is making payments through December 31, 2034. The County paid \$1,009,260.24 of lease payments during the year ended December 31, 2024 which were budgeted and paid from the current fund.

On October 1, 2015 the County entered into a twenty (20) year lease agreement for two (2) office spaces located at 3322 College Drive, Vineland, NJ. The implied interest rate is based on the County's estimated incremental borrowing rate of 1.9889%. Based on this lease, the County is making payments through December 31, 2035. The County paid \$259,220.52 of lease payments during the year ended December 31, 2024 which were budgeted and paid from the current fund.

On October 15, 2015 the County entered into a twenty (20) year and three (3) month lease agreement for one (1) office space located at 275 N. Delsea Drive, Vineland, NJ. The implied interest rate is based on the County's estimated incremental borrowing rate of 1.9889%. Based on this lease, the County is making payments through December 31, 2035. The County paid \$171,865.68 of lease payments during the year ended December 31, 2024 which were budgeted and paid from the current fund.

On June 1, 2017 the County entered into a ninety-one (91) month lease agreement for one (1) office space located at Store Number B-18, Cumberland Mall, Vineland, NJ. The implied interest rate is based on the County's estimated incremental borrowing rate of 1.9050%. Based on this lease, the County is making payments through December 31, 2034. The County paid \$29,148.00 of lease payments during the year ended December 31, 2024 which were budgeted and paid from the current fund.

On May 15, 2019 the County entered into a fifteen (15) year lease agreement for one (1) office space located at 14-16 E Commerce St, Bridgeton, NJ. The implied interest rate is based on the County's estimated incremental borrowing rate of 3.1930%. Based on this lease, the County is making payments through May 14, 2034. The County paid \$42,840.00 of lease payments during the year ended December 31, 2024 which were budgeted and paid from the current fund.

On July 1, 2020 the County entered into a thirty (30) year lease agreement for one (1) office space located at 1792 North Avenue, Commercial Township, NJ. The implied interest rate is based on the County's estimated incremental borrowing rate of 0.2102%. Based on this lease, the County is making payments through June 30, 2050. The County paid \$20,782.70 of lease payments during the year ended December 31, 2024 which were budgeted and paid from the current fund.

On September 1, 2020 the County entered into a fifteen (15) year lease agreement for one (1) office space located at Block 6001, Lot 21, Vineland, NJ. The implied interest rate is based on the County's estimated incremental borrowing rate of 0.2102%. Based on this lease, the County is making payments through June 30, 2050. The County paid \$2,700.00 of lease payments during the year ended December 31, 2024 which were budgeted and paid from the current fund.

Note 11: LEASE LIABILITY AND LEASE ASSET (CONT'D)

Equipment- The County is a lessee in six (6) equipment lease agreements with a total lease liability of \$50,992.34.

On March 1, 2020 the County entered into a five (5) year lease agreement for seventy (70) Kyocera Copiers. The implied interest rate is based on the County's estimated incremental borrowing rate of 0.2102%. Based on this lease, the County is making payments through February 28, 2025. The County paid \$63,591.48 of lease payments during the year ended December 31, 2024 which were budgeted and paid from the current fund.

On October 1, 2020 the County entered into a fifty-three (53) month lease agreement for five (5) Kyocera Copiers. The implied interest rate is based on the County's estimated incremental borrowing rate of 0.2102%. Based on this lease, the County is making payments through February 28, 2025. The County paid \$7,128.48 of lease payments during the year ended December 31, 2024 which were budgeted and paid from the current fund.

On December 1, 2021 the County entered into a five (5) year lease agreement for one (1) Pitney Bowes mailing system. The implied interest rate is based on the County's estimated incremental borrowing rate of 1.3361%. Based on this lease, the County is making payments through November 30, 2026. The County paid \$15,514.20 of lease payments during the year ended December 31, 2024 which were budgeted and paid from the current fund.

On January 1, 2022 the County entered into a forty (40) month lease agreement for one (1) Kyocera Copiers. The implied interest rate is based on the County's estimated incremental borrowing rate of 2.9995%. Based on this lease, the County is making payments through April 30, 2025. The County paid \$1,967.52 of lease payments during the year ended December 31, 2024 which were budgeted and paid from the current fund.

On February 1, 2022 the County entered into a four (4) year lease agreement for one (1) Quadient IX7 mailing system. The implied interest rate is based on the County's estimated incremental borrowing rate of 2.9995%. Based on this lease, the County is making payments through January 31, 2026. The County paid \$4,192.68 of lease payments during the year ended December 31, 2024 which were budgeted and paid from the current fund.

On April 1, 2022 the County entered into a four (4) year lease agreement for one (1) Quadient DS 64i Folder Insertor. The implied interest rate is based on the County's estimated incremental borrowing rate of 2.9995%. Based on this lease, the County is making payments through March 31, 2026. The County paid \$3,877.68 of lease payments during the year ended December 31, 2024 which were budgeted and paid from the current fund.

Note 11: LEASE LIABILITY AND LEASE ASSET (CONT'D)

Under the provisions of GASB 87, as of December 31, 2024, the balance of the lease liability is \$16,204,542.13, and balance of the related right to use leased assets have a balance of \$13,501,346.42. The leases are summarized as follows:

<u>Description</u>	<u>Balance at December 31, 2024</u>	
	<u>Lease Liability</u>	<u>Lease Asset</u>
Land/Building	\$ 16,153,549.79	\$ 13,451,412.50
Equipment	<u>50,992.34</u>	<u>49,933.92</u>
	<u>\$ 16,204,542.13</u>	<u>\$ 13,501,346.42</u>

As a result of the regulatory basis of accounting previously described in note 1, the County has not reported a lease liability or right to use leased assets.

Under the provision of GASB 87, annual requirements to amortize lease obligations and related interest are as follows:

<u>Year</u>	<u>Principal</u>	<u>Interest</u>	<u>Total</u>
2025	\$ 1,268,675.73	\$ 302,881.23	\$ 1,571,556.96
2026	1,315,244.42	277,383.23	1,592,627.65
2027	1,369,472.04	250,708.14	1,620,180.18
2028	1,420,564.41	222,944.45	1,643,508.86
2029	1,473,190.80	194,127.27	1,667,318.07
2030-2034	8,360,382.31	492,871.35	8,853,253.66
2035-2039	654,318.08	10,091.34	664,409.42
2040-2044	145,468.46	3,003.80	148,472.26
2045-2049	162,520.69	1,404.68	163,925.37
2050	<u>34,705.19</u>	<u>72.95</u>	<u>34,778.14</u>
	<u>\$ 16,204,542.13</u>	<u>\$ 1,755,488.44</u>	<u>\$ 17,960,030.57</u>

Under the provision of GASB 87, for the year ended December 31, 2024, the County would have recognized \$1,391,210.71 in amortization of lease liability and \$327,694.84 in interest on leases.

As a result of the regulatory basis of accounting previously described in note 1, for the year ended December 31, 2024, rental payments of \$1,635,033.02 were budgeted and paid from the current fund.

Note 12: CAPITAL DEBT**General Improvement Bonds**

County College Bonds, Series 2012 - On June 29, 2012, the County issued \$8,500,000.00 of County College Bonds, with interest rates ranging from 2.750% to 3.125%. The Bonds were issued to provide for the permanent financing of capital improvement ordinance 2012-4 and for the acquisition of related capital equipment at and for certain facilities of Cumberland County College. The final maturity of the bonds is March 15, 2027.

General Obligation Bonds, Series 2014 - On June 26, 2014, the County issued \$19,550,000.00 General Obligation Bonds, consisting of \$16,675,000.00 of General Improvement Bonds and \$2,875,000.00 of County College Bonds, with interest rates ranging from 2.00% to 5.00%. The bonds funded various capital ordinances, specifically 2012-5, 2013-6, 2014-4, and 2014-6. The final maturity of the bonds is February 15, 2026.

County College Bonds, Series 2015 - On June 29, 2015, the County issued \$3,200,000.00 of County College Bonds, with interest rates ranging from 2.50% to 3.00%. The bonds funded capital ordinance 2013-2, as supplemented by 2014-16. The final maturity of the bonds is February 15, 2030.

County College Bonds, Series 2016 - On March 24, 2016, the County issued \$3,000,000.00 of General Obligation Bonds (County College Bond Series), with interest rates ranging from 3.00% to 3.50%. The bonds funded capital ordinance 2015-7, as amended by 2015-9. The final maturity of the bonds is February 15, 2031.

Refunding Bonds, Series 2016 - On July 13, 2016, the County issued \$7,400,000.00 of General Improvement Refunding Bonds, with interest rates ranging from 2.00% to 5.00%. The Bonds were issued to advance refund \$7,467,000.00 of the outstanding principal amount of the County's General Improvement Bonds, Series 2009. The final maturity of the bonds was December 15, 2024.

County College Bonds, Series 2017 - On June 1, 2017, the County issued \$2,600,000.00 of General Obligation Bonds (County College Bond Series), with interest rates ranging from 2.00% to 4.00%. The bonds funded capital ordinance 2016-4. The final maturity of the bonds is May 15, 2027.

General Obligation Bonds, Series 2018 - On March 14, 2018, the County issued \$17,400,000.00 General Obligation Bonds, consisting of \$16,035,000.00 of General Improvement Bonds and \$1,365,000.00 of County College Bonds, with interest rates ranging from 4.00% to 5.00%. The bonds funded various capital ordinances, specifically 2015-5, 2016-3, 2017-2, and 2017-3. The final maturity of the bonds is February 15, 2027.

General Obligation Bonds, Series 2021 - On July 15, 2021, the County issued \$16,735,000.00 General Obligation Bonds, consisting of \$11,115,000.00 of General Improvement Bonds and \$5,620,000.00 of County College Bonds, with interest rates ranging from 2.00% to 4.00%. The bonds funded various capital ordinances, specifically 2018-1, 2019-2, 2019-5, and 2021-1. The final maturity of the bonds is May 15, 2041.

General Obligation Bonds, Series 2022 - On May 17, 2022, the County issued \$12,985,000.00 General Obligation Bonds, consisting of \$4,375,000.00 of General Improvement Bonds and \$8,610,000.00 of County College Bonds, with interest rates ranging from 3.00% to 5.00%. The bonds funded various capital ordinances, specifically 2019-3, 2020-1, 2021-3, 2021-4, and 2021-1, as amended by 2021-5. The final maturity of the bonds is May 15, 2041.

General Obligation Bonds, Series 2023 - On June 20, 2023, the County issued \$3,155,000.00 General Obligation Bonds (County College Bonds), with interest rates ranging from 3.125% to 4.00%. The bonds funded capital ordinance 2022-04 for renovation and rehabilitation of certain buildings of the Cumberland County Campus of Rowan College of South Jersey. The final maturity of the bonds is May 15, 2033.

Note 12: CAPITAL DEBT (CONT'D)**General Improvement Bonds (Cont'd)**

General Obligation Bonds, Series 2024 - On August 21, 2024, the County issued \$14,495,000.00 General Obligation Bonds, with interest rates ranging from 2.00% to 4.00%. The bonds funded various capital ordinances, specifically 2021-03/2023-03, 2021-04, 2022-03, and 2023-01. The final maturity of the bonds is August 15, 2034.

The following schedule represents the remaining debt service, through maturity, for the general improvement bonds:

<u>Year</u>	<u>Principal</u>	<u>Interest</u>	<u>Total</u>
2025	\$ 9,580,000.00	\$ 1,842,469.19	\$ 11,422,469.19
2026	9,660,000.00	1,520,671.89	11,180,671.89
2027	8,280,000.00	1,222,243.76	9,502,243.76
2028	4,790,000.00	1,002,943.76	5,792,943.76
2029	4,950,000.00	830,168.76	5,780,168.76
2030-2034	18,190,000.00	1,991,040.66	20,181,040.66
2035-2039	2,725,000.00	334,328.16	3,059,328.16
2040-2041	<u>1,090,000.00</u>	<u>30,921.89</u>	<u>1,120,921.89</u>
	<u>\$ 59,265,000.00</u>	<u>\$ 8,774,788.07</u>	<u>\$ 68,039,788.07</u>

General Debt – County Capital Loan Agreement

See Note 16 for information regarding the County Capital Loan Agreements for County Guaranteed Revenue Bonds, Series 2014, Series 2019 and Series 2020. The following schedule represents the remaining debt service, through maturity, for the County Capital Loan Agreements:

<u>Year</u>	<u>Principal</u>	<u>Interest</u>	<u>Total</u>
2025	\$ 3,455,000.00	\$ 2,352,656.28	\$ 5,807,656.28
2026	3,610,000.00	2,193,836.28	5,803,836.28
2027	3,770,000.00	2,026,446.28	5,796,446.28
2028	3,865,000.00	1,934,102.52	5,799,102.52
2029	3,965,000.00	1,833,345.02	5,798,345.02
2030-2034	21,580,000.00	7,159,600.68	28,739,600.68
2035-2039	22,175,000.00	3,582,815.00	25,757,815.00
2040-2044	<u>5,725,000.00</u>	<u>718,125.00</u>	<u>6,443,125.00</u>
	<u>\$ 68,145,000.00</u>	<u>\$ 21,800,927.06</u>	<u>\$ 89,945,927.06</u>

General Debt - New Jersey Infrastructure Bank Note

On June 26, 2004, the County entered into a note agreement with the New Jersey Infrastructure Bank ("I-Bank Note") in an amount not to exceed \$16,005,200.00, with a final maturity date of June 30, 2027. The I-Bank Note was authorized to fund the Downe Township Sewer Infrastructure Project under a Memorandum of Agreement between the County, Downe Township, New Jersey Department of Environmental Protection and the New Jersey Infrastructure Bank and will be fully reimbursed by Downe Township to the County of Cumberland, as more fully described in Note 16. As of December 31, 2024 the County has not requested any funding under the I-Bank Note.

Note 12: CAPITAL DEBT (CONT'D)

The following schedule represents the County's summary of debt for the current and two previous years:

	<u>2024</u>	<u>2023</u>	<u>2022</u>
<u>Issued</u>			
General:			
Bonds, Loans and Notes	\$ 59,265,000.00	\$ 54,220,000.00	\$ 60,750,000.00
Authorized by Another Public Body			
Guaranteed by the County -- Capital			
Loan Agreement	68,145,000.00	71,455,000.00	74,640,000.00
Bonds Issued by Another Public Body			
Guaranteed by the County -- Bonds and			
Notes	100,720,376.00	105,111,801.00	101,279,706.00
Total Issued	<u>228,130,376.00</u>	<u>230,786,801.00</u>	<u>236,669,706.00</u>
<u>Authorized but not Issued</u>			
General:			
Bonds, Loans and Notes	38,275,669.52	30,594,455.33	27,822,455.33
Bonds Issued by Another Public Body			
Guaranteed by the County -- Bonds and			
Notes			8,100,000.00
Total Authorized but not Issued	<u>38,275,669.52</u>	<u>30,594,455.33</u>	<u>35,922,455.33</u>
Total Issued and Authorized			
but not Issued	<u>266,406,045.52</u>	<u>261,381,256.33</u>	<u>272,592,161.33</u>
<u>Deductions</u>			
General:			
Bonds Issued by Another Public Body			
Public Body Guaranteed by the County	100,720,376.00	105,111,801.00	109,379,706.00
Funds Temporarily Held to Pay Bonds	1,066,492.15	879,609.65	157,493.92
Accounts Receivable from Other Public			
Authorities	79,689,777.77	66,194,363.58	69,393,163.58
Total Deductions	<u>181,476,645.92</u>	<u>172,185,774.23</u>	<u>178,930,363.50</u>
Net Debt	<u>\$ 84,929,399.60</u>	<u>\$ 89,195,482.10</u>	<u>\$ 93,661,797.83</u>

The summarized statement of debt condition which follows is prepared in accordance with the required method of setting up the annual debt statement and indicated a statutory net debt of 0.743%.

	<u>Gross Debt</u>	<u>Deductions</u>	<u>Net Debt</u>
General	<u>\$ 266,406,045.52</u>	<u>\$ 181,476,645.92</u>	<u>\$ 84,929,399.60</u>

Net debt \$84,929,399.60 divided by the equalized valuation basis per N.J.S.A.40A:2-2, as amended, \$11,437,493,040.33, equals 0.743%.

Note 13: ARBITRAGE REBATE

The Tax Reform Act of 1986 placed restriction on investments of the proceeds of certain tax-exempt bonds issued after December 31, 1986. Specifically, investment earnings which are above arbitrage bond yield are required to be rebated to the United States Treasury Department within sixty days of the end of the fifth bond year. A bond year is defined, at the option of the issuing entity, as either the date of the first anniversary of bond settlement or the issuing entity's year end.

The County has multiple bonds outstanding as of December 31, 2024 that are subject to rebate calculations. Rebate calculations on these bonds are required to be made at least once every five years. The County prepares rebate calculations for purposes of determining any contingent liability for rebate in accordance with the requirements. As of December 31, 2024, the County has determined that no arbitrage rebate liability exists. The amount of contingent liability for rebate may change as a result of future events; and the County has not recorded an arbitrage rebate amount that is required to be paid or accrued at December 31, 2024.

Note 14: CHANGE ORDERS

During the year 2024, the County amended contracts by approving the following change orders that resulted in the total amount of change orders executed for these projects to exceed the originally awarded contract price by more than twenty percent (20%):

<u>Resolution Number</u>	<u>Project Description</u>
2024-194	Community Support Services; Older Americans Act Services for the Elderly and Disabled for the 2022-2024 Area Plan Contract
2024-215	Professional Service Contract to Conduct a Preliminary Assessment for Mid-County Park (Block 3, Lots 8 & 53), to Construct a 5.2-mile Permanent Trail System
2024-365	Providing As-Required Electrical Installation and Repair Services for the County of Cumberland and the Cumberland County Cooperative Contract Purchasing System Identifier# 181-CCCCPS (2nd Renewal)
2024-376	For Innovation Grant for Providing Sober Living Pass Through Payments, Transportation Coordination and/or Programs/Activities for Family Members Affected by Someone Else's Opiate Use,
2024-440	Providing Various Youth Services for the Cumberland County Youth Services Advisory Council
2024-490	Monthly Elevator Inspection, Maintenance, Repair and Testing
2024-478	Providing Various Social Services for the Homeless for the County of Cumberland, Cumberland County Department of Human Services
2024-489	To Conduct a Preliminary Assessment for Mid-County Park (Block 3, Lots 8 & 53), to Construct a 5.2-mile Permanent Trail System
2024-556	Supplying and Delivering Office Furniture and Electronics Equipment for the County of Cumberland and the Cumberland County Cooperative Contract Purchasing System Identifier # 181-CCCCPS
2024-591	Providing Various Medical Laboratory Testing Services for the County of Cumberland, RFP #22-01, contract term: February 1, 2022 through January 31, 2023 with the option to renew for two (2) additional one (1) year contract terms. (2nd & final renewal term)

Note 14: CHANGE ORDERS (CONT'D)

During the year 2024, the County amended contracts by approving the following change orders that resulted in the total amount of change orders executed for these projects to exceed the originally awarded contract price by more than twenty percent (20%) (Cont'd):

<u>Resolution Number</u>	<u>Project Description</u>
2024-557	Design & Permitting Services for the Replacement of Structure No. 06DW024; Maple Avenue over Maple Creek in the Township of Downe, Cumberland County
2024-558	Expert Medical Consultants for the Cumberland County Department of Corrections
2024-559	for Expert Medical Consultants for the Cumberland County Department of Corrections
2024-624	For Community Support Services; Older Americans Act Services for the Elderly and Disabled for the 2022-2024 Area Plan Contract
2024-670	To conduct a preliminary assessment for a completely inclusive playground for the County Library Lawn area: Fairfield Township Block 20 Lot 14.01 & City of Bridgeton Block 186, Lot 17.02
2024-740	Providing Temperature Control and HVAC Maintenance Services for Cumberland County Buildings (Large Equipment) (1st Renewal Term)
2024-693	Providing Drug and Alcohol Treatment Services for the Cumberland County Alcohol and Drug Abuse Services Office
2024-694	Providing Drug and Alcohol Treatment Services for the Cumberland County Alcohol and Drug Abuse Services Office
2024-695	Providing Grant Writing and Related Consultant Services for the County of Cumberland
2024-696	Supplying and Delivering Office Furniture and Electronics Equipment for the County of Cumberland and the Cumberland County Cooperative Contract Purchasing System Identifier #181-CCCCPS
2024-699	Providing Various Social Services for the Homeless for the County of Cumberland, Cumberland County Department of Human Services
2024-798	Providing Various Youth Services for the Cumberland County Youth Services Advisory Council

N.J.A.C. 5:30-11.3 (a) 9 and 10 states that the total number of change orders executed for a particular contract shall not cause the originally awarded contract price to be exceeded by more than twenty percent (20%) unless otherwise authorized, and that if proposed change orders do exceed that twenty percent limitation, no work shall be performed or purchases made until the procedures of N.J.A.C. 5:30-11.9 have been completed.

N.J.A.C. 5:30-11.9 delineates the required procedures for change orders, which exceed the twenty percent (20%) limitation. The County has complied with all provisions of N.J.A.C. 5:30-11.9.

Note 15: RISK MANAGEMENT

The County is exposed to various risks of loss related to torts; theft of, damage to, and destruction of assets; errors and omissions; injuries to employees; and natural disasters.

Surety Bonds - The County maintains commercial insurance coverage for surety bonds for selected employees and officials.

Joint Insurance Pool - The County is a member of the Cumberland County Insurance Commission (the "Commission"). The Commission is operated in accordance with regulations of the Division of Local Governmental Services of the Department of Community Affairs for the purpose of securing significant savings in insurance cost as well as providing stability in coverage. It is governed by three County officials who serve as commissioners and are appointed by the Board. Coverage in excess of the Commission's self-insured retention limit is provided through the Commission's membership in the New Jersey Counties Excess Joint Insurance Fund established in March 2010. The Commission provides its members with the following coverage:

General Liability, Auto Liability and Law Enforcement Liability
Worker's Compensation / Employer's Liability
Property, including Equipment Breakdown

Through membership in the New Jersey Counties Excess Joint Insurance Fund, the Commission offers the following ancillary insurance coverage to its members:

Public Officials Liability/ Employment Practices Liability	Volunteer Accident
Crime	Above / Underground Storage Tank
Employed Lawyers Liability	Auto and Excess Auto Liability – CATS
Medical Professional Liability	Disability – Volunteer Fire Instructors
Pollution Liability	Professional Liability – Trainers
Non-Owned Aircraft Liability	Cyber Liability

Contributions to the Commission, including a reserve for contingencies, are payable in two installments and are based on actuarial assumptions determined by the Commission's actuary. The Commissioner of Insurance may order additional assessments to supplement the Commission's claim, loss retention or administrative accounts to assure the payment of the Commission's obligations.

The Commission provides coverage on a self-insured basis and secures excess insurance in a form and an amount from an insurance company acceptable to the Commissioner of Insurance. The Commission publishes its own financial report for the year ended December 31, 2024, which can be obtained from:

Cumberland County Insurance Commission
164 West Broad Street
Bridgeton, New Jersey 08302

Self-Insurance Plan - The County is self-insured for all claims incurred prior to October 3, 2012, which is the date of initial membership in the Commission. Subsequent to that date, all claims are processed and paid through the Commission. It has established the Reserve for Workers' Compensation in the Trust -- Other Fund to account for and finance its related uninsured risks of loss up to \$250,000.00 per any one accident. Inservco acts as administrator of the plan. The County purchases insurance for claims in excess of \$250,000.00 through the Commission. Settled claims have not exceeded this commercial coverage in any of the past three years.

Note 15: RISK MANAGEMENT (CONT'D)

At December 31, 2024, the balance estimated to be payable for the workers' compensation insurance was \$912,705.32, which is the amount that the records of the administrator of the plan show as potential claims reported. There is no balance estimated to be payable for the County general liability reported at December 31, 2024, per the records of the administrator of the plan. The estimated payable for workers' compensation and county general liability insurance do not include any provision for claims incurred but not reported.

The following is a summary of the claims liability of the County's trust fund for self-insured workers' compensation, liability insurance, and property and equipment for the current year:

	Balance Dec. 31, 2023	Incurred Claims	Payment of Claims	Balance Dec. 31, 2024
Workers Compensation	\$ 961,408.64	\$ 1,528,029.57	\$ 1,404,273.89	\$ 1,085,164.32
Liability Insurance	1,557,690.04	2,430,404.21	2,500,876.23	1,487,218.02
Property and Equipment	1,134,768.32	894,176.11	854,994.17	1,173,950.26
	<u>\$ 3,653,867.00</u>	<u>\$ 4,852,609.89</u>	<u>\$ 4,760,144.29</u>	<u>\$ 3,746,332.60</u>

Cyber Security - The County relies on a large and complex technology environment to conduct its various operations. As a result, the County faces certain cyber security threats at various times including, but not limited to, hacking, phishing, viruses, malware and other attacks on its computing and digital networks and systems. To mitigate the risks of business operations impact and/or damage from cybersecurity incidents or cyber-attacks, the County has invested in multiple forms of cybersecurity and operational safeguards. Specifically, the County has an extensive security system in place, including network firewalls and established administrative rights and restrictions, with varying level of approvals, implemented entity-wide, for access to network drives and applications that are reviewed regularly to ensure proper internal control and protections and provide relevant employees and staff with cyberattack training. The County also utilizes secure Cloud based software solutions and offsite encrypted backups along with multi factor authentication for secure remote access. In addition, the County maintains insurance coverage for cyberattacks and related events.

Note 16: COUNTY GUARANTEES

The following information applies to the Cumberland County Improvement Authority ("CCIA") and it should be noted that the CCIA does not have the power to levy or collect taxes. The debt issued by the CCIA is neither a debt nor a liability of the State, the County (except to the extent of any deficiency agreement or guarantee), nor any political subdivision of the State, except the Cumberland County Improvement Authority.

Cumberland County Improvement Authority

The Cumberland County Improvement Authority is a public body corporate and politic of the State of New Jersey and was created by a resolution of the Cumberland County Board of Commissioners ("the County Board"). The CCIA operates under the supervision of a five member Board who are appointed for five year staggered terms by the County Board. The CCIA has from time to time issued its revenue bonds for projects involving the County and for which the County has a repayment obligation or guaranty.

Note 16: COUNTY GUARANTEES (CONT'D)

**Cumberland County Improvement Authority
Outstanding Debt Issued Under a Lease/Loan Agreement with the County
Or Guaranteed by the County
As of December 31, 2024**

	<u>Purpose</u>	<u>Interest Rate</u>	<u>Date of Issue</u>	<u>Final Maturity</u>	<u>Amount Outstanding</u>	<u>Amount Guaranteed by County</u>
(1)	County Guaranteed Lease Revenue Bonds, Series 2014	2.00-5.00%	5-29-14	5-1-39	\$12,915,000.00	\$12,915,000.00
(2)	County Guaranteed Revenue Bonds, Series 2014	2.00-5.00%	10-30-14	9-1-39	\$29,300,000.00	\$29,300,000.00
(3)	County Guaranteed Solid Waste System Revenue Refunding Bonds, Series 2015A	3.00-5.00%	6-4-15	1-1-26	\$1,930,000.00	\$1,930,000.00
(4)	New Jersey Environmental Infrastructure Trust Bonds, Series 2017A	3.00-5.00%	5-25-17	9-1-36	\$1,790,000.00	\$1,790,000.00
(4)	New Jersey Environmental Infrastructure Fund Loan, Series 2017B	No Interest	5-25-17	9-1-36	\$4,666,893.00	\$4,666,893.00
(5)	County Guaranteed Lease Revenue Bonds, Series 2018	5.00%	12-13-18	10-1-58	\$61,625,000.00	\$61,625,000.00
(6)	County Guaranteed Revenue Bonds, Series 2019	3.125-5.00%	1-16-19	12-31-44	\$18,145,000.00	\$18,145,000.00
(7)	County Guaranteed Revenue Bonds, Series 2019	3.00-5.00%	4-1-19	3-15-39	\$4,525,000.00	\$4,525,000.00
(8)	County Guaranteed Revenue Refunding Bonds, Series 2020	0.85%-3.00%	7-15-20	9-1-39	\$20,700,000.00	\$20,700,000.00
(9)	County Guaranteed Lease Revenue Bonds, Series 2022	2.34%	2-28-22	12-15-36	\$1,790,000.00	\$1,790,000.00
(10)	New Jersey Infrastructure Bank Environmental Infrastructure Bonds (Green Bonds), Series 2024A-W1 and Series 2024C-W1	5.00%	12-15-23	8-1-43	\$2,927,005.00	\$2,927,005.00
	New Jersey Infrastructure Bank Fund Loan, Series 2024A-W1 and Series 2024C-W1	No Interest	12-15-23	8-1-43	\$2,251,478.00	\$2,251,478.00
(11)	County Guaranteed Revenue Refunding Bonds, Series 2024	5.00%	11-29-23	11-1-43	\$6,300,000.00	\$6,300,000.00

Note 16: COUNTY GUARANTEES (CONT'D)**2006 Agreement**

On June 29, 2006, the County Board by ordinance, authorized the guarantee ("2006 Guaranty Agreement") of the punctual payment of the principal of and the interest on the Solid Waste System Revenue Bonds, Series 2006 (the "Bonds") of the Cumberland County Improvement Authority (the "Authority") to be issued in the aggregate principal amount not exceeding \$25,000,000.00 pursuant to a resolution of the Authority to provide for the financing of (i) the construction of (a) a Commercial Convenience Center, (b) the Phase II improvements of the Leachate System Improvements, (c) Stage 1 of the Aerobic/Anaerobic Landfill RD & D Project, and (d) an Equipment Storage Maintenance Building; (ii) the renovation of the Administration Building at the Solid Waste Complex; (iii) the relocation of the MSF Floor Improvements and Tire Shredder; (iv) funding the Bond Reserve Fund to ensure that the amount on deposit therein after the issuance of the Series 2006 Bonds equals the Bond Reserve Requirement, (v) paying capitalized interest on the 2006 Bonds; and (vi) paying the costs of issuance of the 2006 Bonds. Any of the Bonds that are no longer considered outstanding under the resolution of the Authority authorizing the Bonds shall not be considered outstanding for the purpose of this guarantee.

The ordinance further states that: "The principal amount of the Series 2006 Bonds included in the gross debt of the County shall be deducted from the gross debt of the County under and for all the purposes of the Local Bond Law (a) from and after the time of issuance of the Bonds until the end of the fiscal year beginning next after the completion of the Refunding Project to be financed from the proceeds of the Bonds and (b) in any Annual Debt Statement filed pursuant to the Local Bond Law as of the end of such fiscal year or any subsequent fiscal year if the revenues or other receipts or moneys of the Authority in such year are sufficient to pay its expenses of operation and maintenance in such year and all amounts payable in such year on account of the principal of and the interest on all such Bonds, all bonds of the County issued as provided under N.J.S.A. 40:37A-79 and all bonds of the Authority issued under the County Improvement Authorities Law."

The Series 2006 Solid Waste System Revenue Bonds were part of a refunding in 2015. See item (3) below regarding the 2015 agreement.

(1) 2014 Agreement

On May 29, 2014, the County Board by ordinance, authorized the guarantee ("2014 Guaranty Agreement") of the punctual payment of the principal of and the interest on the County-Guaranteed Lease Revenue Bonds (Board of Social Services/Employment and Training Facilities Project), Series 2014 (the "Series 2014 Bonds") of the Authority to be issued in the aggregate principal amount not exceeding \$18,500,000.00 pursuant to a resolution of the Authority to provide for the financing of (i) the construction of a new facility for the Cumberland County Center for Workforce and Economic Development to be located on property in the City of Vineland currently owned by Cumberland County College; (ii) the acquisition and renovation of an existing facility in the City of Vineland for the Cumberland County Board of Social Services; (iii) the completion of such other improvements and work and acquisition of equipment and materials as may be necessary or appropriate for the completion of the capital improvements described above; (iv) capitalized interest on the Series 2014 Bonds (as hereinafter defined); and (v) the costs and expenses incurred by the Authority and the County in connection with the issuance and delivery of the Series 2014 Bonds, including the payment of a municipal bond insurance premium, if any (collectively, the "2014 Project"). Any of the Bonds that are no longer considered outstanding under the resolution of the Authority authorizing the Bonds shall not be considered outstanding for the purpose of this guarantee.

Note 16: COUNTY GUARANTEES (CONT'D)**(1) 2014 Agreement (Cont'd)**

The ordinance further states that: "The principal amount of the Series 2014 Bonds included in the gross debt of the County shall be deducted from the gross debt of the County under and for all the purposes of the Local Bond Law (a) from and after the time of issuance of the Bonds until the end of the fiscal year beginning next after the completion of the Refunding Project to be financed from the proceeds of the Bonds and (b) in any Annual Debt Statement filed pursuant to the Local Bond Law as of the end of such fiscal year or any subsequent fiscal year if the revenues or other receipts or moneys of the Authority in such year are sufficient to pay its expenses of operation and maintenance in such year and all amounts payable in such year on account of the principal of and the interest on all such Bonds, all bonds of the County issued as provided under N.J.S.A. 40:37A-79 and all bonds of the Authority issued under the County Improvement Authorities Law."

(2) 2014 Agreement

In October 2014, the Authority issued its County General Obligation Revenue Bonds (Technical High School Project), Series 2014, in the initial aggregate principal amount of \$63,890,000.00 (the "Series 2014 Bonds"), to make a loan to the County to finance the purchase of real property and the construction and equipping of a Technical High School. The payment of the principal and the interest on the Series 2014 Bonds is guaranteed by the County pursuant to a guaranty agreement executed and delivered by the County and the Authority in connection with the issuance of the Series 2014 Bonds. A portion of these bonds were defeased in 2020. Refer to (8) 2020 Agreement within this Note.

(3) 2015 Agreement

In June 2015, the County Board by ordinance, authorized the issuance of refunding bonds by the Cumberland County Improvement Authority and the issuance of a guaranty up to \$17,000,000.00 principal amount by the County for such refunding bonds. The Authority has previously issued its Cumberland County Improvement Authority County Guaranteed Solid Waste System Revenue Bonds, Series 2006 (the "Existing Bonds") under a bond resolution and the County has guaranteed the payment of principal and interest on the Existing Bonds (the "Existing County Guaranty") and the Authority now wishes to authorize the issuance of Additional Bonds in the form of refunding bonds under the Bond Resolution for the purpose of (i) advance refunding all or a portion of the Existing Bonds and (ii) paying the costs associated with the issuance of the Refunding Bonds.

The ordinance further states that: "The principal amount of the Refunding Bonds included in the gross debt of the County shall be deducted from the gross debt of the County under and for all the purposes of the Local Bond Law (a) from and after the time of issuance of the Bonds until the end of the fiscal year beginning next after the completion of the Refunding Project to be financed from the proceeds of the Bonds and (b) in any Annual Debt Statement filed pursuant to the Local Bond Law as of the end of such fiscal year or any subsequent fiscal year if the revenues or other receipts or moneys of the Authority in such year are sufficient to pay its expenses of operation and maintenance in such year and all amounts payable in such year on account of the principal of and the interest on all such Bonds, all bonds of the County issued as provided under N.J.S.A. 40:37A-79 and all bonds of the Authority issued under the County Improvement Authorities Law."

(4) 2017 Agreement

In May 2017, the Authority issued indebtedness in connection with financing involving the New Jersey Environmental Infrastructure Trust to finance a solid waste project (the "Series 2017A NJEIT Bonds" and the "Series 2017B NJEIT Bonds"). The Authority's Series 2017A NJEIT Bonds were issued in the principal amount of \$2,510,000.00, with interest rates ranging from 3.00% to 5.00% and serial maturities ranging from \$90,000.00 in 2019 to \$175,000.00 in 2036. The Series 2017B NJEIT Bonds were issued in the principal amount of \$7,648,515.00 at zero interest with an initial principal payment of \$259,272.00 in 2017 and annual principal payments in the amount of \$388,908.00 from 2019 through 2036.

Note 16: COUNTY GUARANTEES (CONT'D)**(5) 2018 Agreement**

In December 2018, the County Board, by ordinance, authorized the issuance of one or more series of its County Guaranteed Lease Revenue Bonds, Series 2018, by the Cumberland County Improvement Authority and the issuance of a guaranty up to \$65,000,000.00 principal amount by the County for such bonds for the purpose of (i) the acquisition of the Project Site; (ii) the costs of the development and construction of (a) an approximately 100,000 square foot, approximately 408-bed, County correctional facility (the "Correctional Facility") and (b) an approximately 25,000 square foot, three-story holding center and criminal courtroom facility (the "Holding Center Facility" and together with the Correctional Facility, the "Facility") on the Project Site, for use by the County; (iii) the costs of demolition of the existing County correctional facility currently located on the Project Site; (iv) capitalized interest on any bonds, notes or other debt obligations issued by the Authority to finance the costs thereof, including the Bonds (as hereinafter defined); (v) all other costs and expenses necessary for or related to the development, construction and equipping of the Facility; and (vi) the costs of issuance with respect to the Bonds (collectively, the "2018 Project").

The ordinance further states that: "The principal amount of Bonds guaranteed pursuant to this Guaranty Ordinance and included in the gross debt of the County shall be deducted from, and is deemed to be a deduction from, such gross debt under and for all purposes of the Local Bond Law (a) from and after the time of issuance of the Bonds until the end of the fiscal year beginning next after the completion of the 2018 Project being financed from the proceeds of the Bonds, and (b) in any annual debt statement filed pursuant to the Local Bond Law, as of the end of said fiscal year or any subsequent fiscal year if the revenues or other receipts or moneys of the Authority relative to the 2018 Project in such year are sufficient to pay its expenses, including the expenses of administration of the 2018 Project, in such year and all amounts which are payable in such year on account of the principal of and interest on all such guaranteed Bonds, all bonds of the County or any municipality issued as provided in N.J.S.A. 40:37A-79, and all bonds of the Authority issued under the Act, or shall be deducted as otherwise provided by law, are duly and timely paid in accordance with their terms.

(6) 2019 Agreement

In January 2019, the Authority issued its County General Obligation Revenue Bonds (Technical High School Project), Series 2019, in the initial aggregate principal amount of \$21,035,000.00 (the "Series 2019 Technical School Bonds"), to make a loan to the County to finance the development and construction of an approximately 55,000 square foot educational facility, including classrooms, offices and administrative space for the Technical School (the "Facility"), the acquisition of certain real property in the County on which the Facility will be constructed, the equipping of the Facility, all other costs and expenses necessary for or related to the development, construction, and equipping of the Facility, and the costs and expenses incurred by the Authority and the County in connection with the issuance and delivery of the Series 2019 Technical School Bonds. The payment of the principal and the interest on the Series 2019 Technical School Bonds is guaranteed by the County pursuant to a guaranty agreement executed and delivered by the County and the Authority in connection with the issuance of the Series 2019 Technical School Bonds.

(7) 2019 Agreement

In April 2019, the CCIA issued its County Guaranteed Revenue Bonds (Authority Administration Building Project), Series 2019, in the initial aggregate principal amount of \$4,970,000.00 (the "Series 2019 Bonds"), to finance the costs of acquisition of certain real property located in the County of Deerfield, County of Cumberland, New Jersey (the "Project Site"); the costs of the development and construction of an approximately 15,000 square foot CCIA administration building, which will be utilized to create office space for the CCIA's officers and employees (the "Facility") on the Project Site; the completion of such other improvements and work and acquisition of equipment and materials as may be necessary or appropriate in connection with the construction of the Facility; and the costs of issuance with respect to the issuance and sale of the Series 2019 Bonds. The payment of the principal of and the interest on the Series 2019 Bonds is guaranteed by the County pursuant to a guaranty agreement executed and delivered by the County and the CCIA in connection with the issuance of the Series 2019 Bonds.

Note 16: COUNTY GUARANTEES (CONT'D)**(8) 2020 Agreement**

In July 2020, the Authority issued its County General Obligation Revenue Refunding Bonds (Technical High School Project), Series 2020, in the initial aggregate principal amount of \$31,335,500.00 (the "Series 2020 Technical School Bonds"), to make a loan to the County for the purpose of advance refunding of a portion of outstanding aggregate principal amount of the Authority's County General Obligation Revenue Bonds (Technical High School Project), Series 2014, maturing serially on September 1 in the years 2027, 2028, and 2033, and a term bond maturing on September 1, 2039 and paying the costs of issuance and delivery of the Series 2020 Bonds. The proceeds of the Refunded Bonds were used by the County, on behalf of the Technical School, to permanently finance the costs of the acquisition of real property and the construction and equipping of a new education facility.

(9) 2022 Agreement

In February 2022, the Authority issued its County Guaranteed Lease Revenue Bonds (Technical School Facility Acquisition Project), Series 2022, in the initial aggregate principal amount of \$1,990,000.00 at a 2.340% interest rate, to finance the acquisition of the building located at the address of 2745 South Delsea Drive, Vineland, New Jersey for use by the Cumberland County Vocational High School for non-educational administrative purposes.

(10) 2024 Agreement

In December 2024, the Authority issued indebtedness in connection with financing involving the New Jersey Environmental Infrastructure Bank to finance a solid waste project (the "Series 2024AW1 and 2024C-W1 Environmental Infrastructure Bonds ("Green Bonds"). The Authority's I-Bank Loan was issued in the principal amount of \$2,927,005.00, with an interest rate of 5.00% and serial maturities ranging from \$100,000.00 in 2025 to \$211,300.00 in 2043. The Authority's Fund Loan was issued in the amount of \$2,330,477.00.

(11) 2024 Agreement

In November 2024, the Authority issued its County General Obligation Revenue Bonds (State Police Barracks Project), Series 2024, in the initial aggregate principal amount of \$6,300,000.00 (the "Series 2024 Bonds") to finance the costs of the planning, design and construction of a new approximately 13,307 square foot, state-of-the-art State Police Barracks facility to serve the New Jersey State Police ("New Facility") to be located at Mauricetown Bypass Road in the Township of Commercial, including the completion of such other improvements and work and acquisition of equipment and materials as may be necessary or appropriate in connection with the construction of the New Facility. The payment of the principal of and the interest on the Series 2024 Bonds is guaranteed by the County pursuant to a guaranty agreement executed and delivered by the County and the CCIA in connection with the issuance of the Series 2024 Bonds.

Non-Guaranteed CCIA Debt

On October 1, 2024, the County Board consented to the Cumberland County Improvement Authority undertaking further capital improvements at the Facility through the issuance of one or more series of tax-exempt or taxable bonds in an amount not to exceed \$3,000,000.00 on behalf of the City of Bridgeton for the purposes of providing additional funds for a Facility Project for a new fire house, for additional construction, furnishing and equipping of the existing Facility.

On December 17, 2024, the County Board consented to the Cumberland County Improvement Authority assisting with a school facilities project through the issuance of Township Guaranteed Lease Revenue Bonds, Series 2025, in an amount not to exceed \$4,000,000.00 on behalf of the Board of Education of the Township of Upper Deerfield. The County will be required to enter into a Lease and Sublease Agreement with the CCIA and the School District.

The amounts consented by the County are not covered under the County Guaranty.

Note 16: COUNTY GUARANTEES (CONT'D)**Downe Township Shared Services Agreement**

Initially in 2017 and further updated and confirmed in 2024, the County entered into a shared services agreement with Downe Township to guarantee the financing and funding of the construction of a sewer treatment plant for areas of Downe Township including the Bayside Community of Fortescue and Gandy's Beach (the "Project"). In 2024, the County authorized an ordinance indicating that this Project was anticipated to cost \$33,674,200.00. Downe Township has secured financing for the Project from low interest loans from the New Jersey Infrastructure Bank ("NJIB"), with some of the loaned amounts being subject to principal forgiveness, (ii) low interest loans from the United State Department of Agriculture (the "USDA"), which shall be provided along with grant funding for the Project, and (iii) a stand-alone grant through a Federal earmark; as part of the preceding funding package. The Township has obtained conditional grant financing and/or loan forgiveness for an aggregate amount of \$23,169,000.00 of the Project costs. The remaining \$10,505,200.00 shall be financed by the Township and paid from the revenues of a self-liquidating municipal sewer utility. As a result of most of the grant funds being available on a reimbursement basis, the County of Cumberland has entered into this shared services agreement with Downe Township to guarantee the debt with the NJIB and USDA, whereby the entire amount of funding for the Project will be fully reimbursed by Downe Township to the County of Cumberland.

Note 17: FARMLAND PRESERVATION TRUST

The Board of County Commissioners authorized the Farmland and Open Space Preservation Trust Fund referendum on the November, 1994 ballot. With a 58% majority, voters authorized the dedication of one cent of the County tax rate for Farmland and Open Space Preservation. The revenue is to be used for the acquisition of lands and interests in lands for conservation of farmland or open space. In proposing the issue, the County Commissioners earmarked the first three to five years of revenue exclusively for farmland preservation. Future changes to the tax rate or levy must be authorized by referendum. All revenue received is accounted for in a Trust Fund dedicated by rider (N.J.S.A. 40A:4-39) for the purpose stated. Interest earned on the investment of these funds is credited to the Farmland Preservation Trust Fund. As of December 31, 2024, the Reserve for Farmland Preservation had a balance of \$3,138,591.11.

Note 18: CONTINGENCIES

Grantor Agencies - Amounts received or receivable from grantor agencies could be subject to audit and adjustment by grantor agencies. Any disallowed claims, including amounts already collected, may constitute a liability of the applicable funds. The amount, if any, of expenditures which may be disallowed by the grantor cannot be determined at this time, although the County expects such amount, if any, to be immaterial.

Litigation - The County is a defendant in several legal proceedings that are in various stages of litigation. It is believed that the outcome, or exposure to the County, from such litigation is either unknown or potential losses, if any, would not be material to the financial statements.

Note 19: CONCENTRATIONS

The County depends on financial resources flowing from, or associated with, both the federal government and the State of New Jersey. As a result of this dependency, the County is subject to changes in specific flows of intergovernmental revenues based on modifications to federal and State laws and federal and State appropriations.

Note 20: TAX ABATEMENTS

Municipalities within the County are authorized to enter into property tax abatement agreements for commercial and industrial structures under N.J.S.A. 40A:21-1 (Chapter 441, P.L. 1991) known as the "Five Year Exemption and Abatement Law". Under this law, municipalities may grant property tax abatements for a period of five years from the date of completion of construction for the purpose of encouraging the construction of new commercial and industrial structures. The first calendar year following completion, 0 percent of taxes are due, and each subsequent calendar the percentage of taxes due increases by 20 percent. During the 6th calendar year, 100 percent of taxes are assessed and due. The property owner agrees that the payment in lieu of taxes shall be made to the municipality in quarterly installments on those dates when real estate tax payments are due. Failure to make timely payments shall result in interest being assessed at the highest rate permitted for unpaid taxes and a real property tax lien on the land. The County receives 100% of its tax levy from each of the municipalities within the County and does not have any reduction in revenue as a result of these tax abatement programs.

The 2023 Equalization Tables for Cumberland County indicated 5 of 14 municipalities abated property taxes under this program. The total assessed value for properties participating in this program was \$143,440,600.00 and the total assessed value abated was \$75,715,220.00.

Note 21: FINANCED PURCHASE OBLIGATIONS

The County, as lessee, has entered into the following agreements which meet the requirements of GASB 87:

Building - As of December 1, 2018, the County is financing the construction of one (1) building located in the City of Bridgeton, County of Cumberland, New Jersey with a total cost of \$64,990,000.00. The semi-annual payments vary and are based on a lease payment schedule detailed within the fully executed lease agreement. The agreement is for a term of forty (40) years with interest rates ranging from 4.0% to 5.0%. The final maturity of the financed purchase is September 1, 2058.

Vehicle - As of March 10, 2020, the County is financing one (1) 2020 Ford F-150 with a total cost of \$32,907.48. The quarterly payments vary and are based on a lease payment schedule detailed within the fully executed lease agreement. The agreement is for a term of five (5) years with an interest rate of 2.500%. The final maturity of the financed purchase is March 10, 2025.

The following is an analysis of the financed purchase obligation liability:

<u>Description</u>	<u>Balance at December 31, 2024</u>
Building	\$ 61,625,000.00
Vehicle	1,744.61
	<u>\$ 61,626,744.61</u>

Note 21: FINANCED PURCHASE OBLIGATIONS (CONT'D)

The following schedule represents the remaining future minimum payments under the financed purchase obligations, and the present value of the net minimum payments as of December 31, 2024:

<u>Year</u>	<u>Principal</u>	<u>Interest</u>	<u>Total</u>
2025	\$ 781,744.61	\$ 2,747,560.87	\$ 3,529,305.48
2026	815,000.00	2,708,550.00	3,523,550.00
2027	860,000.00	2,667,800.00	3,527,800.00
2028	905,000.00	2,620,500.00	3,525,500.00
2029	950,000.00	2,575,250.00	3,525,250.00
2030-2034	5,520,000.00	12,113,500.00	17,633,500.00
2035-2039	7,045,000.00	10,588,500.00	17,633,500.00
2040-2044	8,720,000.00	8,904,800.00	17,624,800.00
2045-2049	10,615,000.00	7,014,800.00	17,629,800.00
2050-2054	12,915,000.00	4,715,200.00	17,630,200.00
2055-2058	<u>12,500,000.00</u>	<u>1,600,500.00</u>	<u>14,100,500.00</u>
Total	<u>\$ 61,626,744.61</u>	<u>\$ 58,256,960.87</u>	<u>\$ 119,883,705.48</u>

Under the provisions of GASB 87, for the year ended December 31, 2024, the County would have reported assets in the amount of \$65,022,907.48 and a financed purchase obligation in the amount of \$61,626,744.61. In addition, for the year ended December 31, 2024, the County would have recognized a reduction of the financed purchase obligation of \$746,870.61 and interest expense of \$2,784,701.31.

As a result of the regulatory basis of accounting previously described in note 1, the above noted cost of the assets, along with the financed purchase obligation liability, have not been recorded on the Statements of Assets, Liabilities, Reserves and Fund Balance - Regulatory Basis of the current fund and trust fund, instead, the annual payment of the financed purchase obligation of \$3,524,550.00 was budgeted and paid from the current fund and the annual payment of the financed purchase obligation of \$7,021.92 was paid from the trust fund. In addition, the assets have been recorded in the general fixed asset group of accounts at historical cost at the inception of each finance purchase agreement.

SUPPLEMENTAL EXHIBITS

SUPPLEMENTAL EXHIBITS

CURRENT FUND

COUNTY OF CUMBERLAND
CURRENT FUND
Statement of Cash
Per N.J.S.A. 40A:5-5 - Treasurer
For the Year Ended December 31, 2024

Cash Balance December 31, 2023.....	\$	40,417,140.17
Increased by Cash Receipts		
Petty Cash.....	\$	15,050.00
Revenue - Tax Levy.....		103,700,000.00
Revenue - Anticipated Revenue.....		35,102,119.65
Revenue - Miscellaneous Revenue Not Anticipated.....		678,436.61
Commodity Resale.....		515,359.65
Reserve, Fuel Facility Charges.....		3,132.01
NJ Constitutional Officer Reimbursement.....		199,931.57
Due Current Fund - Liquidate Interfund.....		1,500,000.00
Due from Improvement Authority.....		19,480.00
State - County Option Hospital Fee Program.....		12,422,958.50
State - Election Reimbursement.....		499,420.91
Prior Year Grant Refund.....		19,761.62
Cash Held by County Treasurer for Board of Health.....		6,346,319.95
Cash Held by County Treasurer for County Library.....		1,151,702.55
Total Cash Receipts.....		162,173,673.02
Decreased by Disbursements		
Petty Cash.....		(15,050.00)
Budget Appropriations.....		(136,145,143.97)
Appropriation Reserves.....		(6,292,162.65)
Accounts Payable.....		(749,893.89)
State - County Option Hospital Fee Program.....		(12,422,958.50)
State - Election Reimbursement.....		(936,614.73)
Disbursement of Board of Health Cash to County Treasurer.....		(5,279,953.62)
Disbursement of County Library Cash to County Treasurer.....		(1,279,976.98)
Total Cash Disbursements.....		(163,121,754.34)
Cash Balance December 31, 2024.....	\$	<u>39,469,058.85</u>

COUNTY OF CUMBERLAND
CURRENT FUND
Statement of Change Funds and Petty Cash
For the Year Ended December 31, 2024

	<u>Balance</u> <u>Dec. 31, 2023</u>	<u>Advanced</u>	<u>Returned</u>	<u>Balance</u> <u>Dec. 31, 2024</u>
Change Fund:				
County Clerk.....	\$ 200.00			\$ 200.00
Meals on Wheels.....	100.00			100.00
Surrogate.....	40.00			40.00
Human Services.....	100.00			100.00
Petty Cash Funds:				
Administration - Commissioners.....	\$ 100.00		\$ (100.00)	
Administration - Legal.....	500.00		(500.00)	
Administration - Finance.....	50.00		(50.00)	
Tax Board.....	100.00		(100.00)	
Board of Elections.....	50.00		(50.00)	
Buildings & Grounds.....	75.00		(75.00)	
County Clerk.....	500.00		(500.00)	
Planning.....	25.00		(25.00)	
County Surrogate.....	100.00		(100.00)	
Prosecutor.....	1,000.00		(1,000.00)	
Sheriff - Subpoenas.....	3,000.00		(3,000.00)	
Sheriff - Extradition.....	3,000.00		(3,000.00)	
Sheriff - Other.....	300.00		(300.00)	
Corrections - Inmates.....	5,000.00		(5,000.00)	
Corrections - Other.....	300.00		(300.00)	
Office on Aging & Disabled.....	200.00		(200.00)	
Drug & Alcohol Clinic.....	200.00		(200.00)	
Veterans Affairs.....	50.00		(50.00)	
Rutgers, 4-H Extension.....	100.00		(100.00)	
Division of Social Services.....	200.00		(200.00)	
Library.....	200.00		(200.00)	
Total	\$ 440.00	\$ 15,050.00	\$ (15,050.00)	\$ 440.00

COUNTY OF CUMBERLAND
CURRENT FUND
Statement of Due from Improvement Authority (Jail Bonds)
For the Year Ended December 31, 2024

Balance December 31, 2023	\$ 19,480.00
Decreased by:	
Cash Receipts	<u>\$ 19,480.00</u>

Exhibit SA-4

COUNTY OF CUMBERLAND
CURRENT FUND
Statement of Accounts Receivable - NJ State Election Reimbursement
For the Year Ended December 31, 2024

Balance December 31, 2023	\$ 398,562.11
Increased by - Cash Disbursements for NJ State Election Expenses	936,614.73
Decreased by - Cash Reimbursements Received	<u>(499,420.91)</u>
Balance December 31, 2024	<u>\$ 835,755.93</u>

COUNTY OF CUMBERLAND
CURRENT FUND
Statement of Taxes Receivable
For the Year Ended December 31, 2024

	<u>County Taxes</u>
2024 Levy	\$ 103,700,000.00
Decreased by:	
Collections	<u>\$ 103,700,000.00</u>

Exhibit SA-6

COUNTY OF CUMBERLAND
CURRENT FUND
Statement of Added and Omitted Taxes
For the Year Ended December 31, 2024

Balance December 31, 2023	\$ 547,413.19
Increased by:	
Levy per Certification of the County Board of Taxation for Added and Omitted 2024 Taxes Due February 15, 2025	<u>666,080.74</u>
	1,213,493.93
Decreased by:	
Anticipated as Revenue	<u>547,413.19</u>
Balance December 31, 2024	<u>\$ 666,080.74</u>

COUNTY OF CUMBERLAND
CURRENT FUND
Statement of Revenue Accounts Receivable
For the Year Ended December 31, 2024

	<u>Balance</u> <u>Dec. 31, 2023</u>	<u>Accrued</u>	<u>Realized as</u> <u>Revenue</u>	<u>Balance</u> <u>Dec. 31, 2024</u>
Collections Realized as Revenue in 2024 County Budget:				
Miscellaneous Revenues Anticipated:				
County Clerk.....	\$ 126,719.00	\$ 1,725,319.00	\$ 1,707,009.50	\$ 145,028.50
Surrogate.....	2,701.95	174,918.09	176,447.74	1,172.30
Sheriff.....		605,969.20	605,969.20	
Interest on Investments:				
Treasurer.....		3,086,798.39	3,086,798.39	
Clerk.....	587.67	8,470.08	8,120.65	937.10
Surrogate.....	22.98	286.93	279.72	30.19
Sheriff.....	48.88	845.98	824.46	70.40
Prosecutor - Discovery.....		817.89	817.89	
Board of County Patients in State and Other Institutions --				
County Adjuster.....		16,049.84	16,049.84	
	<u>\$ 130,080.48</u>	<u>\$ 5,619,475.40</u>	<u>\$ 5,602,317.39</u>	<u>\$ 147,238.49</u>
		Current Fund - Treasurer	<u><u>\$ 5,602,317.39</u></u>	

COUNTY OF CUMBERLAND
CURRENT FUND
Statement of 2023 Appropriation Reserves
For the Year Ended December 31, 2024

	December 31, 2023		Balance after	Paid or	Balance
	<u>Reserved</u>	<u>Encumbered</u>	<u>Transfers</u>	<u>Charged</u>	<u>Lapsed</u>
<u>Salaries</u>					
General Government					
Commissioners.....	\$ 10,545.85		\$ 10,545.85	\$ (7,682.60)	\$ 2,863.25
County Clerk.....	89,803.51		89,803.51	(27,785.91)	62,017.60
Administration & Finance.....	167,871.95		167,871.95	(69,172.57)	98,699.38
Technology.....	76,117.84		76,117.84	(25,542.83)	50,575.01
Elections.....	42,422.34		42,422.34		42,422.34
Board of Taxation.....	9,039.59		9,039.59	(7,535.08)	1,504.51
Board of Elections.....	253,310.67		253,310.67	(19,886.43)	233,424.24
Legal.....	64,899.56		64,899.56	(7,890.96)	57,008.60
Adjuster.....	26,670.20		26,670.20	(1,784.28)	24,885.92
Buildings & Grounds.....	339,931.09		339,931.09	(84,477.93)	255,453.16
Land Use Administration - Planning.....	102,858.30		102,858.30	39,755.94	142,614.24
Judiciary and Corrections					
Surrogate.....	36,659.59		36,659.59	(15,339.03)	21,320.56
Sheriff.....	420,507.63		420,507.63	(189,093.26)	231,414.37
Prosecutor.....	967,556.32		967,556.32	(191,034.31)	776,522.01
Juvenile Detention.....	17,569.92		17,569.92	(10,709.21)	6,860.71
County Jail.....	1,004,203.96		1,004,203.96	(715,817.16)	288,386.80
Public Safety					
Weights & Measures.....	27,419.15		27,419.15	(9,379.92)	18,039.23
Emergency Communications (911).....	263,952.96		263,952.96	(61,707.68)	202,245.28
Emergency Management.....	74,772.66		74,772.66	(8,918.09)	65,854.57
Fire Academy.....	3,579.34		3,579.34	(1,291.39)	2,287.95
Public Works					
Roads & Bridges.....	256,935.11		256,935.11	(70,563.74)	186,371.37
Traffic Engineer.....	15,621.02		15,621.02	(5,911.44)	9,709.58
Engineering.....	110,012.06		110,012.06	(17,241.99)	92,770.07
Mosquito Control.....	68,692.56		68,692.56	(17,200.16)	51,492.40
Health & Human/Social Services					
Aging & Disabled.....	114,336.57		114,336.57	(9,364.03)	104,972.54
Drug & Alcohol Treatment.....	67,476.00		67,476.00	8,089.81	75,565.81
First Step Clinic.....	38,721.73		38,721.73	(7,787.42)	30,934.31
Veterans Affairs.....	35,914.09		35,914.09	(9,389.03)	26,525.06
Recreation, Culture, Heritage & Education					
Rutgers Agriculture Extension.....	21,070.03		21,070.03	(15,475.39)	5,594.64
County School Superintendent.....	5,686.66		5,686.66	(5,212.54)	474.12
Sub-Total Operations - Salaries.....	4,734,158.26	\$ -	4,734,158.26	(1,565,348.63)	3,168,809.63

Other Expenses

General Government					
Commissioners.....	13,107.76	7,596.96	20,704.72	(3,390.00)	17,314.72
County Clerk.....	17,354.56	33,727.92	51,082.48	(10,284.03)	40,798.45
Administration & Finance.....	11,732.36	192,253.81	203,986.17	(93,432.85)	110,553.32
Technology.....	7,387.85	29,282.34	36,670.19	(16,018.77)	20,651.42

(Continued)

COUNTY OF CUMBERLAND
CURRENT FUND
Statement of 2023 Appropriation Reserves
For the Year Ended December 31, 2024

	December 31, 2023		Balance after	Paid or	Balance
	<u>Reserved</u>	<u>Encumbered</u>	<u>Transfers</u>	<u>Charged</u>	<u>Lapsed</u>
<u>Other Expenses (Cont'd)</u>					
General Government (Cont'd)					
Auditor.....	\$ 19,500.00	\$ 100,500.00	\$ 120,000.00	\$ (119,117.00)	\$ 883.00
Election Expenses.....	67,312.56	145,296.90	212,609.46	37,359.68	249,969.14
Board of Taxation.....	2,737.11	936.81	3,673.92	(936.81)	2,737.11
Board of Elections.....	3,828.09	1,602.05	5,430.14	(857.01)	4,573.13
Legal.....	39,412.21	771.50	40,183.71	(771.50)	39,412.21
Adjuster.....	31,372.69	15,764.00	47,136.69	(34,599.44)	12,537.25
Central Expenses - Facilities					
Buildings & Grounds.....	5,214.15	126,474.41	131,688.56	(108,718.41)	22,970.15
Switchboard.....	28,636.20	55,940.76	84,576.96	(52,025.88)	32,551.08
Postage.....	21,877.31		21,877.31		21,877.31
Utilities - Heat, Electric, Water, etc.....	248,374.21	47,166.02	295,540.23	(199,460.55)	96,079.68
Gasoline.....	180,131.27	600.00	180,731.27	(19,339.30)	161,391.97
Copier Lease and Toner.....	17,269.16	240.00	17,509.16	3,987.28	21,496.44
Land Use Administration					
Planning.....	10,198.33	15,102.50	25,300.83	(10,488.86)	14,811.97
Agriculture Development.....	15,000.00		15,000.00		15,000.00
Soil Conservation.....		15,000.00	15,000.00	(15,000.00)	
Board of Construction Appeals.....	8,651.08	11,000.00	19,651.08	(41.05)	19,610.03
Judiciary and Corrections					
Surrogate.....	2,750.63	721.51	3,472.14	(660.51)	2,811.63
Sheriff.....	38,869.17	54,703.14	93,572.31	(42,204.24)	51,368.07
Medical Examiner.....	582,392.77	1,271.00	583,663.77	(495,476.40)	88,187.37
Prosecutor.....	9,749.34	61,669.57	71,418.91	(52,101.11)	19,317.80
Juvenile Detention - Shared Service.....		631,327.84	631,327.84	(251,103.58)	380,224.26
Juvenile Detention.....	12,357.92	254.85	12,612.77	(262.23)	12,350.54
County Jail - Corrections.....	928,686.99	3,164,259.87	4,092,946.86	(2,039,495.07)	2,053,451.79
Public Safety					
Weights & Measures.....	7,452.58	1,055.24	8,507.82	(884.24)	7,623.58
Emergency Communications (911).....	24,978.55	75,867.01	100,845.56	(74,786.38)	26,059.18
Emergency Management.....	5,014.37	3,813.25	8,827.62	(3,099.53)	5,728.09
Fire Academy.....	1,901.52	14,457.31	16,358.83	(14,427.62)	1,931.21
Volunteer Fire Police.....					
Emergency Phones, Fiber & Towers.....	12,813.89	2,469.19	15,283.08	(14,091.25)	1,191.83
Public Works					
Roads & Bridges.....	(0.00)	27,250.97	27,250.97	(12,095.91)	15,155.06
Traffic Engineer.....	1,161.03	122,809.89	123,970.92	(123,956.65)	14.27
Engineering.....	184.20	25,501.81	25,686.01	(25,501.81)	184.20
Mosquito Control.....	74.06	3,206.84	3,280.90	(2,297.29)	983.61
Lighting of Streets & Bridges.....	6,156.16	11,447.56	17,603.72	(9,194.97)	8,408.75
Human / Social Services					
Aging & Disabled.....	11,541.58	13,897.15	25,438.73	(13,679.88)	11,758.85
Drug & Alcohol Treatment.....	9,381.33	11,693.49	21,074.82	(835.25)	20,239.57
Mental Health Board.....	3,778.22	235.46	4,013.68	(275.44)	3,738.24
First Step Clinic.....	30,848.34	4,256.84	35,105.18	(8,948.56)	26,156.62

(Continued)

COUNTY OF CUMBERLAND
CURRENT FUND
Statement of 2023 Appropriation Reserves
For the Year Ended December 31, 2024

	December 31, 2023		Balance after	Paid or	Balance
	<u>Reserved</u>	<u>Encumbered</u>	<u>Transfers</u>	<u>Charged</u>	<u>Lapsed</u>
<u>Other Expenses (Cont'd)</u>					
Human / Social Services (Cont'd)					
Social Service Agency Contributions.....	\$ 2,500.00	\$ 66,000.00	\$ 68,500.00	\$ (68,471.49)	\$ 28.51
Veterans Affairs.....	1,873.81	2,874.48	4,748.29	(1,403.94)	3,344.35
Social Service Board - County Share					
TANF.....	12,824.00		12,824.00	(12,824.00)	
SSI.....	161,234.00	1.00	161,235.00	(161,235.00)	
State Institutions, Mental Diseases.....	4,955.00		4,955.00		4,955.00
Recreation, Culture, Heritage & Education					
Fairgrounds.....	2,267.01	3.00	2,270.01	(69.72)	2,200.29
Out of County College Tuition.....	36,284.43		36,284.43	(18,595.21)	17,689.22
Rutgers Agriculture Extension.....	37,016.15	4,284.03	41,300.18	(4,225.26)	37,074.92
County School Superintendent.....	23,986.46	2,348.75	26,335.21	(2,348.75)	23,986.46
Unclassified					
Contingency.....	30,000.00	45,000.00	75,000.00	(45,000.00)	30,000.00
Matching Funds for Grants.....	191,095.25		191,095.25		191,095.25
Purchase of Vehicles.....	29,679.62	386,193.06	415,872.68	(380,958.91)	34,913.77
Sub-Total Operations - Other Expenses.....	2,972,905.28	5,538,130.09	8,511,035.37	(4,523,644.70)	3,987,390.67
<u>Fringe Benefits & Payroll Taxes</u>					
Workers Compensation.....					
Employee Health Insurance.....	309,735.33	49,757.47	359,492.80		359,492.80
Retiree Health Insurance.....	4,188.33	163,001.55	167,189.88	(8,500.00)	158,689.88
Employee Insurance Waivers.....	4,883.37		4,883.37	(455.83)	4,427.54
Salary Adjustments.....	25,000.00		25,000.00		25,000.00
Education Fund, Tuition Reimburse.....	168,940.00		168,940.00	(1,370.00)	167,570.00
Pension - DCRP.....	12,727.45		12,727.45	(2,456.70)	10,270.75
Pension - Public Employees.....	0.32		0.32		0.32
Pension - Police & Fire.....	1.00		1.00		1.00
Social Security.....	341,989.14		341,989.14	(177,147.87)	164,841.27
NJ Unemployment.....	71,181.73		71,181.73	(39,987.67)	31,194.06
Sub-Total Operations - Fringe Benefits.....	938,646.67	212,759.02	1,151,405.69	(229,918.07)	921,487.62
Total Appropriations.....	\$ 8,645,710.21	\$ 5,750,889.11	\$ 14,396,599.32	\$ (6,318,911.40)	\$ 8,077,687.92
Cash Disbursed.....				\$ (6,292,162.65)	
Accounts Payable.....				(26,748.75)	
Total Paid or Charged.....				<u>\$ (6,318,911.40)</u>	

COUNTY OF CUMBERLAND
CURRENT FUND
Statement of Commodity Billings Receivable
For the Year Ended December 31, 2024

		Fuel <u>Consumption</u>	Fuel <u>Reserve</u>
Balance December 31, 2023.....	\$	44,258.58	\$ (23,774.71)
Commodity Billings.....		502,863.66	
Cash Receipts.....		(515,359.65)	(3,132.01)
Balance December 31, 2024.....	\$	31,762.59	\$ (26,906.72)

COUNTY OF CUMBERLAND
CURRENT FUND
Statement of Accounts Payable
For the Year Ended December 31, 2024

Balance December 31, 2023.....	\$	778,840.89
Increased by:		
Transfer from Appropriation Reserve.....		<u>26,748.75</u>
		805,589.64
Decreased by:		
Disbursed.....		<u>749,893.89</u>
Balance December 31, 2024.....	\$	<u><u>55,695.75</u></u>

COUNTY OF CUMBERLAND
CURRENT FUND
Statement of Cash Held by County Treasurer
For the Board of Health
For the Year Ended December 31, 2024

Balance December 31, 2023.....	\$ 2,869,693.06
Increased by:	
Funds Collected for Board of Health.....	<u>6,346,319.95</u>
	9,216,013.01
Decreased by:	
Payments to the Board of Health.....	<u>5,279,953.62</u>
Balance December 31, 2024.....	<u><u>\$ 3,936,059.39</u></u>

Exhibit SA-12

COUNTY OF CUMBERLAND
CURRENT FUND
Statement of Cash Held By County Treasurer
For the County Library
For the Year Ended December 31, 2024

Balance December 31, 2023.....	\$ 352,455.64
Increased by:	
2024 Budget Appropriation.....	\$ 1,110,000.00
Funds Collected for the County Library.....	<u>41,702.55</u>
	<u>1,151,702.55</u>
	1,504,158.19
Decreased by:	
Payments to the County Library.....	<u>1,279,976.98</u>
Balance December 31, 2024.....	<u><u>\$ 224,181.21</u></u>

SUPPLEMENTAL EXHIBITS

TRUST FUND

COUNTY OF CUMBERLAND
TRUST FUNDS
Statement of Trust Cash Per N.J.S.A. 40A:5-5 -- Treasurer
For the Year Ended December 31, 2024

	Total	County Farmland and Open Space Preservation Fund	Miscellaneous	Payroll	Other Trust Fund Clerk	Prosecutor
Cash Balance December 31, 2023.....	\$ 12,568,489.73	\$ 2,156,093.53	\$ 8,410,065.08	\$ 556,587.17	\$ 342,715.20	\$ 1,103,028.75
Increased by Cash Receipts:						
Farmland/Open Space Preservation....	1,425,513.81	1,425,513.81				
Various Reserves.....	6,084,678.38		6,020,808.83		63,869.55	
Prosecutor Law Enforcement.....	861,972.30					861,972.30
Payroll.....	65,689,777.99			65,689,777.99		
	74,061,942.48	1,425,513.81	6,020,808.83	65,689,777.99	63,869.55	861,972.30
Decreased by Disbursements:						
Farmland/Open Space Preservation....	(443,016.23)	(443,016.23)				
Various Reserves.....	(6,871,534.29)		(6,714,557.00)		(156,977.29)	
Prosecutor Law Enforcement.....	(356,249.99)					(356,249.99)
Payroll.....	(65,631,819.29)			(65,631,819.29)		
	(73,302,619.80)	(443,016.23)	(6,714,557.00)	(65,631,819.29)	(156,977.29)	(356,249.99)
Cash Balance December 31, 2024.....	\$ 13,327,812.41	\$ 3,138,591.11	\$ 7,716,316.91	\$ 614,545.87	\$ 249,607.46	\$ 1,608,751.06

COUNTY OF CUMBERLAND
TRUST FUND - OTHER
Statement of Reserve for Payroll and Payroll Taxes Payable
For the Year Ended December 31, 2024

	Dec. 31, 2023	Cash.....		Dec. 31, 2024	
	<u>Reserve</u>	<u>Encumbrances</u>	<u>Receipts</u>	<u>Disbursements</u>	<u>Encumbrances</u>	<u>Reserve</u>
Federal and State Taxes.....	\$ 548.60	\$ 61,358.45	\$ 17,197,383.52	\$ (17,190,573.86)	\$ 67,849.76	\$ 866.95
Net Pay.....			38,042,930.83	(38,042,930.83)		
Public Employees Pension.....	8,915.58	332,597.71	4,066,787.93	(4,068,455.77)	326,936.39	12,909.06
Defined Contribution Retirement.....			130,298.57	(130,298.57)		
Police & Fire Retirement System.....	4,124.39	147,819.44	1,940,225.60	(1,907,565.75)	176,983.12	7,620.56
Garnishments - Wage Attachments.....			224,632.57	(223,664.63)		967.94
Union Dues.....			456,975.28	(456,975.28)		
Deferred Compensation.....	50.00		646,643.64	(645,569.64)		1,124.00
Health and Medical.....	906.58		2,800,930.21	(2,795,691.58)	5,143.63	1,001.58
Health Center Membership.....			9,964.84	(9,964.84)		
Supplemental Life & Disability.....	266.42		173,005.00	(160,128.54)	12,931.73	211.15
Total Payroll Liabilities.....	\$ 14,811.57	\$ 541,775.60	\$ 65,689,777.99	\$ (65,631,819.29)	\$ 589,844.63	\$ 24,701.24

COUNTY OF CUMBERLAND
TRUST FUND - OTHER
Statement of Miscellaneous Trust Fund Reserves
For the Year Ended December 31, 2024

	Balance Dec. 31, 2023Cash..... Receipts	Disbursements	Balance Dec. 31, 2024
Finance				
Unclaimed Funds.....		\$ 8,526.78	\$ (8,526.78)	
Terminal Leave, Accumulated Sick Time.....	\$ 1,304,438.29	30,000.00	(58,884.97)	\$ 1,275,553.32
Insurance - Property and Equipment.....	1,134,768.32	894,176.11	(854,994.17)	1,173,950.26
Insurance - Liability.....	1,557,690.04	2,430,404.21	(2,500,876.23)	1,487,218.02
Insurance - Workers Compensation.....	961,408.64	1,528,029.57	(1,404,273.89)	1,085,164.32
Tax Board - Appeals.....	93,142.82	2,185.00	(22,568.40)	72,759.42
Surrogate.....	71,471.84	10,186.00	(11,564.65)	70,093.19
Planning				
Performance Guarantees.....	417,594.02	(192,538.00)	(65,704.00)	159,352.02
Sub-division Site Inspection Escrow.....	124,986.00	210.00	(124,731.10)	464.90
Donations - Cultural and Heritage.....	23,211.67	4,820.00	(3,500.00)	24,531.67
Recreation Trust Fund.....	9,186.94	48,097.04	(15,449.73)	41,834.25
Weights and Measures Fund.....	235,754.49	44,413.00	(117,493.00)	162,674.49
Sheriff				
Sheriff.....	23,429.72	7,617.36	(9,235.55)	21,811.53
Law Enforcement Trust, Forfeited Funds.....	5,423.47			5,423.47
Donations - K-9.....	12,087.93	4,911.37		16,999.30
Donations - Community Programs.....	14,640.32	14,968.25	(19,084.57)	10,524.00
Attorney Identification Card Program.....	650.80	25.00		675.80
Foreclosure Intervention Fund.....	12,913.00	36,296.00	(36,296.00)	12,913.00
Corrections - County Jail				
Commissions, Commissary and Telephone.....	551,945.00	57,951.81	(107,551.78)	502,345.03
Last Chance Program.....	4,175.50			4,175.50
Inmate Commissary.....	96,778.96	206,803.25	(206,318.91)	97,263.30
Public Works - Motor Vehicle Fines.....	472,130.32	406,942.89	(683,043.43)	196,029.78
Storm Recovery Trust Fund.....	40,776.67			40,776.67
Aging and Disabled				
Older Americans Act.....	780,902.23	9,772.45	(33,599.61)	757,075.07
Homeless.....	255,447.00	82,693.00	(2,085.20)	336,054.80
Human Services Donations.....		300.00		300.00
Veterans Cemetery - Donations.....	1,831.00	2,175.00		4,006.00
Employment Training - Transportation.....	196,537.29		(44,454.07)	152,083.22
Library - Donations.....	6,742.80	100.00	(2,578.22)	4,264.58
Total - Other Trust Fund.....	\$ 8,410,065.08	\$ 5,639,066.09	\$ (6,332,814.26)	\$ 7,716,316.91
Transferred to General Capital Fund		\$ (276,538.00)	\$ 276,538.00	
Transferred to Current Fund		(105,204.74)	105,204.74	
Cash Receipts (Disbursements)		6,020,808.83	(6,714,557.00)	
		<u>\$ 5,639,066.09</u>	<u>\$ (6,332,814.26)</u>	

COUNTY OF CUMBERLAND
TRUST FUND - OTHER
Statement of County Prosecutor's Law Enforcement Trust Fund Accounts
For the Year Ended December 31, 2024

	<u>Total</u>	Seized Asset Trust Account <u>(SATA)</u>	County Law Enforcement Trust Account <u>(CLETA)</u>	Asset Maintenance Account <u>(AMA)</u>	Motor Vehicle Theft Account <u>(ATEP)</u>	Federal Law Enforcement Trust Account <u>(FLETA)</u>
Balance December 31, 2023.....	\$ 1,103,028.75	\$ 194,123.15	\$ 770,465.68	\$ 21,662.13	\$ 1,463.67	\$ 115,314.12
Increased by:						
Cash Receipts.....	853,172.30	714,025.80	119,958.46	3,062.20	327.77	15,798.07
Cash Receipts (Rent Escrow).....	8,800.00		8,800.00			
	1,965,001.05	908,148.95	899,224.14	24,724.33	1,791.44	131,112.19
Decreased by:						
Disbursements.....	(356,249.99)	(117,154.75)	(218,978.73)		12.75	(20,129.26)
Balance December 31, 2024.....	<u>\$ 1,608,751.06</u>	<u>\$ 790,994.20</u>	<u>\$ 680,245.41</u>	<u>\$ 24,724.33</u>	<u>\$ 1,804.19</u>	<u>\$ 110,982.93</u>

COUNTY OF CUMBERLAND
TRUST FUND - OTHER
Statement of Reserve for Modernization of County Clerk
For the Year Ended December 31, 2024

Balance December 31, 2023.....	\$ 342,715.20
Increased by:	
Cash Receipts.....	<u>63,869.55</u>
	406,584.75
Decreased by:	
Disbursements.....	<u>156,977.29</u>
Balance December 31, 2024.....	<u><u>\$ 249,607.46</u></u>

Exhibit SB-6

COUNTY OF CUMBERLAND
TRUST FUND - COUNTY FARMLAND AND OPEN SPACE PRESERVATION
Statement of Reserve for County Open Space and Farmland Preservation
For the Year Ended December 31, 2024

Balance December 31, 2023.....	\$ 2,156,093.53
Increased by:	
Cash Receipts:	
State of New Jersey.....	\$ 255,378.56
2024 One-Cent Tax Levy.....	1,164,423.20
Added and Omitted Taxes.....	<u>5,712.05</u>
	<u>1,425,513.81</u>
	3,581,607.34
Decreased by:	
Farmland Preservation Expenses.....	<u>443,016.23</u>
Balance December 31, 2024.....	<u><u>\$ 3,138,591.11</u></u>

SUPPLEMENTAL EXHIBITS

GENERAL CAPITAL FUND

COUNTY OF CUMBERLAND
GENERAL CAPITAL FUND
Statement of General Capital Cash
Per N.J.S.A. 40A: 5-5 - Treasurer
For the Year Ended December 31, 2024

	<u>Total</u>	<u>Capital Projects</u>	<u>Vo-TEC HS</u>
Cash.....	\$ 9,242,948.16	\$ 8,446,935.16	\$ 796,013.00
Investments.....	2,628,510.51	2,628,510.51	
Balance December 31, 2023.....	11,871,458.67	11,075,445.67	796,013.00
Increased by Receipts:			
Capital Improvement Fund.....	260,000.00	260,000.00	
Deferred Charges Unfunded.....	719,000.00	719,000.00	
Bonds Issued.....	14,495,000.00	14,495,000.00	
Grants Receivable.....	518,279.15	518,279.15	
Capital Reserve, Buckshutem/Hogbin Rd.....	276,538.00	276,538.00	
Reserve to Retire Debt.....	5,773.25	5,773.25	
Total Receipts.....	16,274,590.40	16,274,590.40	-
Decreased by Disbursements:			
Improvement Authorizations.....	(9,018,715.93)	(9,018,715.93)	
Reserve to Retire Debt			
Manor Reserves.....	(16,197.15)	(16,197.15)	
Other Reserves.....	(317,537.12)	(69,737.12)	(247,800.00)
Total Disbursements.....	(9,352,450.20)	(9,104,650.20)	(247,800.00)
Balance December 31, 2024.....	\$ 18,793,598.87	\$ 18,245,385.87	\$ 548,213.00
Cash.....	\$ 15,124,354.00	\$ 14,576,141.00	\$ 548,213.00
Investments.....	3,669,244.87	3,669,244.87	
Balance December 31, 2024.....	\$ 18,793,598.87	\$ 18,245,385.87	\$ 548,213.00

COUNTY OF CUMBERLAND
GENERAL CAPITAL FUND
 Analysis of General Capital Cash
 For the Year Ended December 31, 2024

<u>Ord.</u>	<u>Description</u>	<u>Deferred Charges</u>	<u>Ordinance Balance</u>	<u>Reserve for Encumbrances</u>	<u>Other</u>	<u>Cash Balance (Deficit)</u>
19-05	County College.....		\$ 147,987.30			\$ 147,987.30
21-01	County College.....			\$ 21,474.90		21,474.90
21-05	County College.....					
24-03	Bay-Shore Sewer.....	\$ (30,810,677.77)	30,810,677.77			
17-02	Various Improvements.....		999,000.00	7,022.44		1,006,022.44
18/01	Various Improvements.....		711.93	85,587.54		86,299.47
18-06	Acquisition of Property.....		4,297.00			4,297.00
19-02	Various General Improvements.....		156,008.37	309,226.04		465,234.41
20-01	Various Improvements.....		3,885,773.91	381,626.19		4,267,400.10
21-03	Various Improvements.....	(1,265,000.00)	4,247,012.46	134,909.80		3,116,922.26
21-04	Election Equipment.....	(119,991.75)	119,991.75			
22-03	Various Improvements.....		2,645,894.84	627,994.61		3,273,889.45
22-04	County College.....		76,516.60			76,516.60
23-01	Various Improvements.....		4,061,922.48	810,168.21		4,872,090.69
24-02	Various Improvements.....	(6,080,000.00)	4,879,561.49	1,116,477.01		(83,961.50)
Reserve to Retire Debt.....					\$ 1,072,265.40	1,072,265.40
Capital Reserve, Buckshutem/Hogbin Rd.....					276,538.00	276,538.00
Capital Improvement Fund.....					190,622.35	190,622.35
Total.....		\$ (38,275,669.52)	\$ 52,035,355.90	\$ 3,494,486.74	\$ 1,539,425.75	\$ 18,793,598.87
						Cash..... \$ 15,124,354.00
						Investments..... 3,669,244.87
						Total..... \$ 18,793,598.87

COUNTY OF CUMBERLAND
GENERAL CAPITAL FUND
Statement of Deferred Charges to Future Taxation - Funded
For the Year Ended December 31, 2024

	<u>Total Funded Deferred Charges</u>	<u>Serial Bonds</u>	<u>Capital Loan Agreement</u>
Balance, December 31, 2023.....	\$ 125,675,000.00	\$ 54,220,000.00	\$ 71,455,000.00
Add - Bonds Issued.....	<u>14,495,000.00</u>	<u>14,495,000.00</u>	
	140,170,000.00	68,715,000.00	71,455,000.00
Less - Bonds/Loans paid from Budget Appropriation.....	<u>(12,760,000.00)</u>	<u>(9,450,000.00)</u>	<u>(3,310,000.00)</u>
Balance, December 31, 2024.....	<u><u>\$ 127,410,000.00</u></u>	<u><u>\$ 59,265,000.00</u></u>	<u><u>\$ 68,145,000.00</u></u>

COUNTY OF CUMBERLAND
GENERAL CAPITAL FUND
Statement of Deferred Charges to Future Taxation - Unfunded
For the Year Ended December 31, 2024

								Analysis of Balance Dec. 31, 2024		
<u>Ord.</u>	<u>Description</u>	<u>Balance Dec. 31, 2023</u>	<u>Authorizations</u>	<u>Bonds Issued</u>	<u>Bond Premium</u>	<u>Funded by Grants (Downe)</u>	<u>Canceled</u>	<u>Balance Dec. 31, 2024</u>	<u>Cash Expended</u>	<u>Improvement Authorization</u>
17-05	Bay-Shore Sewer.....	\$ 13,995,463.58					\$(13,995,463.58)			
24-03	Bay-Shore Sewer.....		\$ 33,674,200.00			\$ (2,863,522.23)		\$ 30,810,677.77		\$ 30,810,677.77
21-03	Various Improvements...	4,255,000.00		\$ (2,848,000.00)	\$ (142,000.00)			1,265,000.00		1,265,000.00
21-04	Election Equipment.....	183,991.75		(61,000.00)	(3,000.00)			119,991.75		119,991.75
22-03	Various Improvements...	6,080,000.00		(5,793,000.00)	(287,000.00)					
23-01	Various Improvements...	6,080,000.00		(5,793,000.00)	(287,000.00)					
24-02	Various Improvements...		6,080,000.00					6,080,000.00	\$ 1,200,438.51	4,879,561.49
Total.....		\$ 30,594,455.33	\$ 39,754,200.00	\$ (14,495,000.00)	\$ (719,000.00)	\$ (2,863,522.23)	\$(13,995,463.58)	\$ 38,275,669.52	\$ 1,200,438.51	\$ 37,075,231.01

COUNTY OF CUMBERLAND
GENERAL CAPITAL FUND
Statement of Grant Receivable and Reserve for Grant Receivable
For the Year Ended December 31, 2024

	New Jersey Historic Trust <u>Grant</u>
Balance December 31, 2023.....	\$ 545,557.00
Decreased by - Cash Receipts	<u>(518,279.15)</u>
Balance December 31, 2024.....	<u>\$ 27,277.85</u>

COUNTY OF CUMBERLAND
GENERAL CAPITAL FUND
Statement of General Serial Bonds
For the Year Ended December 31, 2024

<u>Purpose</u>	<u>Date of Issue</u>	<u>Amount of Original Issue</u>	Maturities of Bonds Outstanding Dec. 31, 2024			<u>Balance Dec. 31, 2023</u>	<u>Bonds Issued</u>	<u>Paid by Budget Appropriation</u>	<u>Balance Dec. 31, 2024</u>
			<u>Date</u>	<u>Amount</u>	<u>Interest Rate</u>				
County College Bonds	06/29/12	\$ 8,500,000.00	03/15/25	\$ 650,000.00	3.000%				
			03/15/26	660,000.00	3.000%				
			03/15/27	660,000.00	3.125%	\$ 2,620,000.00		\$ 650,000.00	\$ 1,970,000.00
State Aid County College Bonds	06/26/14	2,875,000.00				175,000.00		175,000.00	
General Obligation Bonds	06/26/14	16,675,000.00	02/15/25-26	1,900,000.00	3.000%	5,600,000.00		1,800,000.00	3,800,000.00
State Aid County College Bonds	06/29/15	3,200,000.00	02/15/25-30	250,000.00	3.000%	1,750,000.00		250,000.00	1,500,000.00
County College Bonds	03/24/16	3,000,000.00	02/15/25-26	200,000.00	3.000%				
			02/15/27	250,000.00	3.000%				
			02/15/28-29	250,000.00	3.250%				
			02/15/30-31	250,000.00	3.500%	1,850,000.00		200,000.00	1,650,000.00
State Aid County College Refunding Bonds	07/13/16	938,000.00				180,000.00		180,000.00	
General Improvement Refunding Bonds	07/13/16	6,462,000.00				1,240,000.00		1,240,000.00	
State Aid County College Bonds	06/01/17	2,600,000.00	05/15/25	300,000.00	2.000%				
			05/15/26	300,000.00	2.125%				
			05/15/27	400,000.00	2.250%	1,300,000.00		300,000.00	1,000,000.00
General Obligation Bonds, Series 2018	03/14/18	17,400,000.00	02/15/25	2,545,000.00	4.000%				
			02/15/26	2,705,000.00	4.000%				
			02/15/27	2,480,000.00	4.000%	9,625,000.00		1,895,000.00	7,730,000.00
General Obligation Bonds, Series 2021 (General Improvement Bonds)	07/15/21	11,115,000.00	5/15/25 - 26	1,100,000.00	4.000%				
			5/15/27 - 28	1,100,000.00	2.000%				
			5/15/29 - 31	1,185,000.00	2.000%	9,055,000.00		1,100,000.00	7,955,000.00
General Obligation Bonds, Series 2021 (County College Bonds)	07/15/21	5,620,000.00	5/15/25 - 26	285,000.00	4.000%				
			5/15/27 - 30	285,000.00	2.000%				
			05/15/31	290,000.00	2.000%				
			5/15/32 - 39	300,000.00	2.000%				
			05/15/40	300,000.00	2.125%				
			05/15/41	300,000.00	2.250%	5,285,000.00		285,000.00	5,000,000.00

(Continued)

COUNTY OF CUMBERLAND
GENERAL CAPITAL FUND
Statement of General Serial Bonds
For the Year Ended December 31, 2024

Purpose	Date of Issue	Amount of Original Issue	Maturities of Bonds Outstanding Dec. 31, 2024			Balance Dec. 31, 2023	Bonds Issued	Paid by Budget Appropriation	Balance Dec. 31, 2024
			Date	Amount	Interest Rate				
General Obligation Bonds, Series 2022 (General Improvement Bonds)	05/17/22	\$ 8,610,000.00	05/15/25	\$ 950,000.00	5.000%				
			05/15/26	565,000.00	5.000%				
			05/15/27	950,000.00	5.000%				
			5/15/28 - 29	945,000.00	5.000%				
			05/15/30	945,000.00	4.000%				
			05/15/31	945,000.00	3.000%				
			05/15/32	940,000.00	3.000%	\$ 8,135,000.00		\$ 950,000.00	\$ 7,185,000.00
General Obligation Bonds, Series 2022 (County College Bonds)	05/17/22	4,375,000.00	05/15/25	250,000.00	5.000%				
			05/15/26	125,000.00	5.000%				
			5/15/27 - 29	245,000.00	5.000%				
			05/15/30	245,000.00	4.000%				
			5/15/31 - 32	245,000.00	3.000%				
			05/15/33	245,000.00	3.125%				
			5/15/34 - 35	245,000.00	3.250%				
			05/15/36	245,000.00	3.375%				
			5/15/37 - 40	245,000.00	3.500%				
			05/15/41	245,000.00	3.625%	4,250,000.00		200,000.00	4,050,000.00
General Obligation Bonds, Series 2023 (County College Bonds)	06/20/23	3,155,000.00	05/15/25	280,000.00	3.250%				
			05/15/26	285,000.00	3.125%				
			05/15/27	300,000.00	3.500%				
			05/15/28	310,000.00	4.000%				
			05/15/29	335,000.00	4.000%				
			05/15/30	335,000.00	4.000%				
			05/15/31	350,000.00	4.000%				
			05/15/32	355,000.00	4.000%				
			05/15/33	380,000.00	4.000%	3,155,000.00		225,000.00	2,930,000.00
General Obligation Bonds, Series 2024 (General Improvement Bonds)	08/21/24	14,495,000.00	08/15/25	870,000.00	2.000%				
			08/15/26	1,285,000.00	2.000%				
			08/15/27	1,360,000.00	3.000%				
			08/15/28	1,405,000.00	4.000%				
			08/15/29	1,455,000.00	4.000%				
			08/15/30	1,500,000.00	3.500%				
			08/15/31	1,570,000.00	4.000%				
			08/15/32	1,620,000.00	4.000%				
			08/15/33	1,715,000.00	4.000%				
			08/15/34	1,715,000.00	4.000%	\$ 14,495,000.00			14,495,000.00
						\$ 54,220,000.00	\$ 14,495,000.00	\$ 9,450,000.00	\$ 59,265,000.00

COUNTY OF CUMBERLAND
GENERAL CAPITAL FUND
Statement of Obligation Under Capital Loan Agreement
For the Year Ended December 31, 2024

Date of Original Issue	Description	Amount of Original Issue	Balance Dec. 31, 2023	Paid by Budget Appropriation	Balance Dec. 31, 2024
General Obligation Revenue					
10/30/14	Bonds (Technical HS Project)	\$ 63,890,000.00	\$ 23,015,000.00	\$ (2,315,000.00)	\$ 20,700,000.00
General Obligation Revenue					
1/16/19	Bonds (Technical HS Project)	21,035,000.00	18,735,000.00	(590,000.00)	18,145,000.00
General Obligation Revenue					
7/15/20	Refunding Bonds (Technical HS Project)	31,335,000.00	29,705,000.00	(405,000.00)	29,300,000.00
			<u>\$ 71,455,000.00</u>	<u>\$ (3,310,000.00)</u>	<u>\$ 68,145,000.00</u>

Year	<u>Annual Budget Requirements</u>			
	State Aid	Total	Principal	Interest
2025	\$ (3,368,440.64)	\$ 5,807,656.28	\$ 3,455,000.00	\$ 2,352,656.28
2026	(3,366,225.04)	5,803,836.28	3,610,000.00	2,193,836.28
2027	(3,361,938.84)	5,796,446.28	3,770,000.00	2,026,446.28
2028	(3,363,479.46)	5,799,102.52	3,865,000.00	1,934,102.52
2029	(3,363,040.11)	5,798,345.02	3,965,000.00	1,833,345.02
2030	(3,358,465.36)	5,790,457.52	4,090,000.00	1,700,457.52
2031	(3,351,383.56)	5,778,247.52	4,215,000.00	1,563,247.52
2032	(3,349,180.65)	5,774,449.39	4,345,000.00	1,429,449.39
2033	(3,349,655.88)	5,775,268.75	4,480,000.00	1,295,268.75
2034	(3,260,282.95)	5,621,177.50	4,450,000.00	1,171,177.50
2035	(3,196,780.20)	5,511,690.00	4,500,000.00	1,011,690.00
2036	(3,093,444.50)	5,333,525.00	4,460,000.00	873,525.00
2037	(2,992,510.00)	5,159,500.00	4,440,000.00	719,500.00
2038	(2,877,264.00)	4,960,800.00	4,395,000.00	565,800.00
2039	(2,779,534.00)	4,792,300.00	4,380,000.00	412,300.00
2040	(802,212.50)	1,383,125.00	1,125,000.00	258,125.00
2041	(783,725.00)	1,351,250.00	1,150,000.00	201,250.00
2042	(750,375.00)	1,293,750.00	1,150,000.00	143,750.00
2043	(717,025.00)	1,236,250.00	1,150,000.00	86,250.00
2044	(683,675.00)	1,178,750.00	1,150,000.00	28,750.00
	<u>\$ (52,168,637.69)</u>	<u>\$ 89,945,927.06</u>	<u>\$ 68,145,000.00</u>	<u>\$ 21,800,927.06</u>

COUNTY OF CUMBERLAND**GENERAL CAPITAL FUND**

Statement of Obligations Under Financed Purchase / Amount to be Provided
for Retirement of Obligations Under Financed Purchase
For the Year Ended December 31, 2024

	Balance Dec. 31, 2023	Budget Appropriation	Balance Dec. 31, 2024
2019 Correctional Facilities (CCIA).....	\$ 62,365,000.00	\$ (740,000.00)	\$ 61,625,000.00

Year	Total		
	Annual Payment	Principal	Interest
2025	\$ 3,527,550.00	\$ 780,000.00	\$ 2,747,550.00
2026	3,523,550.00	815,000.00	2,708,550.00
2027	3,527,800.00	860,000.00	2,667,800.00
2028	3,525,500.00	905,000.00	2,620,500.00
2029	3,525,250.00	950,000.00	2,575,250.00
2030	3,527,750.00	1,000,000.00	2,527,750.00
2031	3,527,750.00	1,050,000.00	2,477,750.00
2032	3,525,250.00	1,100,000.00	2,425,250.00
2033	3,525,250.00	1,155,000.00	2,370,250.00
2034	3,527,500.00	1,215,000.00	2,312,500.00
2035	3,526,750.00	1,275,000.00	2,251,750.00
2036	3,528,000.00	1,340,000.00	2,188,000.00
2037	3,526,000.00	1,405,000.00	2,121,000.00
2038	3,525,750.00	1,475,000.00	2,050,750.00
2039	3,527,000.00	1,550,000.00	1,977,000.00
2040	3,525,000.00	1,610,000.00	1,915,000.00
2041	3,525,600.00	1,675,000.00	1,850,600.00
2042	3,523,600.00	1,740,000.00	1,783,600.00
2043	3,524,000.00	1,810,000.00	1,714,000.00
2044	3,526,600.00	1,885,000.00	1,641,600.00
2045	3,526,200.00	1,960,000.00	1,566,200.00
2046	3,527,800.00	2,040,000.00	1,487,800.00
2047	3,526,200.00	2,120,000.00	1,406,200.00
2048	3,526,400.00	2,205,000.00	1,321,400.00
2049-2058	35,253,900.00	27,705,000.00	7,548,900.00
	\$ 119,881,950.00	\$ 61,625,000.00	\$ 58,256,950.00

COUNTY OF CUMBERLAND
GENERAL CAPITAL FUND
Statement of Capital Improvement Authorizations
For the Year Ended December 31, 2024

Ord.	Description	December 31, 2023		Authorized	Encumbrance Dec. 31, 2023	Cash Payments	Disbursed by Downe Twp.	Encumbrance Dec. 31, 2024	Canceled	December 31, 2024	
		Funded	Unfunded							Funded	Unfunded
19-05	County College.....	\$ 208,475.61				\$ (60,488.31)				\$ 147,987.30	
21-1 & 5	County College.....	797,240.59			\$ 1,220,141.97	(1,995,907.66)		\$ (21,474.90)			
22-04	County College.....	2,380,033.51				(2,303,516.91)				76,516.60	
17-05	Bay-Shore Sewer.....		\$ 13,989,898.58			5,565.00			\$ (13,995,463.58)		
24-03	Bay-Shore Sewer.....			\$ 33,674,200.00			\$ (2,863,522.23)				\$ 30,810,677.77
17-02	Various Improvements.....	999,000.00			10,102.44	(3,080.00)		(7,022.44)		999,000.00	
18-01/03	Various Improvements.....	623.35			370,952.11	(285,275.99)		(85,587.54)		711.93	
18-06	Acquisition of Property.....	4,297.00								4,297.00	
19-02	Various General Improvements.....	647,220.25			753,414.03	(935,399.87)		(309,226.04)		156,008.37	
20-01	Various Improvements.....	3,127,184.74			1,406,180.38	(265,965.02)		(381,626.19)		3,885,773.91	
21-03	Various Improvements.....	339,456.07	4,255,000.00		64,511.27	(277,045.08)		(134,909.80)		2,982,012.46	1,265,000.00
21-04	Election Equipment.....		119,544.76			446.99					119,991.75
22-03	Various Improvements.....		3,415,268.27		1,116,207.04	(1,257,585.86)		(627,994.61)		2,645,894.84	
23-01	Various Improvements.....		5,514,983.18		593,609.23	(1,236,501.72)		(810,168.21)		4,061,922.48	
24-02	Various Improvements.....			6,400,000.00		(403,961.50)		(1,116,477.01)			4,879,561.49
Total.....		\$8,503,531.12	\$27,294,694.79	\$ 40,074,200.00	\$5,535,118.47	\$ (9,018,715.93)	\$ (2,863,522.23)	\$(3,494,486.74)	\$ (13,995,463.58)	\$ 14,960,124.89	\$ 37,075,231.01

Capital Improvement Fund	\$ 320,000.00
Deferred Chgs Unfunded	<u>39,754,200.00</u>
	<u>\$ 40,074,200.00</u>

COUNTY OF CUMBERLAND
GENERAL CAPITAL FUND
Statement of Capital Improvement Fund
For the Year Ended December 31, 2024

Balance December 31, 2023.....	\$ 250,622.35
Increased by - Current Fund Budget Appropriation.....	260,000.00
Decreased by - Improvement Authorizations	<u>(320,000.00)</u>
Balance December 31, 2024.....	<u>\$ 190,622.35</u>

COUNTY OF CUMBERLAND
GENERAL CAPITAL FUND
Schedule of Reserve to Retire Debt
For the Year Ended December 31, 2024

	<u>Balance</u> <u>Dec. 31, 2023</u>	<u>Cash Receipts</u>	<u>Anticipated</u> <u>as Revenue</u>	<u>Balance</u> <u>Dec. 31, 2024</u>
Premium on Sale of Bonds and Notes.....	\$ 2,337.62	\$ 5,773.25	\$ (2,337.62)	\$ 5,773.25
Reserved for Future Interest Payments.....	2,337.62	5,773.25	(2,337.62)	5,773.25
City of Bridgeton				
Indian Mills Bridge.....	22,188.00		(22,188.00)	
Mayor Aitkin Drive Bridge.....	36,130.50		(36,130.50)	
W. Commerce St. - Stormwater.....	9,081.00		(9,081.00)	
Excess Ordinance Funding - NJHT Reimbursement.....		518,279.15		518,279.15
TEC HS Addition Ordinance Canceled.....	796,013.00		(247,800.00)	548,213.00
Reserved for Future Principal Payments.....	863,412.50	518,279.15	(315,199.50)	1,066,492.15
Reserve to Retire Debt.....	\$ 865,750.12	\$ 524,052.40	\$ (317,537.12)	\$ 1,072,265.40
Reserve to Retire Debt.....		\$ 5,773.25		
Grants Receivable		518,279.15		
		<u>\$ 524,052.40</u>		
Cash Disbursements - County.....		\$ 69,737.12		
Cash Disbursements - Vo-TEC.....		247,800.00		
Total		<u>\$ 317,537.12</u>		

COUNTY OF CUMBERLAND
GENERAL CAPITAL FUND
Statement of Reserve to Retire Debt Attributable Directly to the Cumberland Manor
Incurred Before the Sale of the Cumberland Manor
For the Year Ended December 31, 2024

<u>Purpose</u>	<u>Date of Issue</u>	<u>Amount of Original Issue</u>	<u>Year of Maturity</u>	<u>Amount of Manor Reserve</u>	<u>Balance Dec. 31, 2023</u>	<u>Anticipated as Revenue</u>
General Obligation Bonds.....	12/15/09	\$ 18,567,000.00	2024	\$ 16,197.15	<u>\$ 16,197.15</u>	<u>\$ (16,197.15)</u>

COUNTY OF CUMBERLAND
GENERAL CAPITAL FUND
Statement of Accounts Receivable for the Repayment of Debt
For the Year Ended December 31, 2024

Balance December 31, 2023.....	\$ 13,995,463.58
Increased by:	
24-03 Improvement Authorization Authorized.....	<u>33,674,200.00</u>
	47,669,663.58
Decreased by:	
Cash Receipt - Deferred Charges Unfunded	\$ (2,863,522.23)
17-05 Improvement Authorization Canceled.....	<u>(13,995,463.58)</u>
	<u>(16,858,985.81)</u>
Balance December 31, 2024.....	<u><u>\$ 30,810,677.77</u></u>

COUNTY OF CUMBERLAND
GENERAL CAPITAL FUND
Statement of Bonds and Notes Authorized but not Issued
For the Year Ended December 31, 2024

<u>Ord.</u>	<u>Description</u>	<u>Balance Dec. 31, 2023</u>	<u>2024 Authorized</u>	<u>Bonds Issued</u>	<u>Grants Received</u>	<u>Canceled</u>	<u>Balance Dec. 31, 2024</u>
17-05	Bay-Shore Sewer.....	\$ 13,995,463.58				\$ (13,995,463.58)	
21-03	Various Improvements.....	4,255,000.00		\$ (2,990,000.00)			\$ 1,265,000.00
21-04	Election Equipment.....	183,991.75		(64,000.00)			119,991.75
22-03	Various Improvements.....	6,080,000.00		(6,080,000.00)			
23-01	Various Improvements.....	6,080,000.00		(6,080,000.00)			
24-02	Various Improvements.....		\$ 6,080,000.00				6,080,000.00
24-03	Bay-Shore Sewer.....		33,674,200.00		\$ (2,863,522.23)		30,810,677.77
Total.....		<u>\$ 30,594,455.33</u>	<u>\$ 39,754,200.00</u>	<u>\$ (15,214,000.00)</u>	<u>\$ (2,863,522.23)</u>	<u>\$ (13,995,463.58)</u>	<u>\$ 38,275,669.52</u>
Serial Bonds Issued				\$ (14,495,000.00)			
Premiums Received on Serial Bonds Issued				<u>(719,000.00)</u>			
				<u>\$ (15,214,000.00)</u>			

SUPPLEMENTAL EXHIBITS
FEDERAL, STATE AND OTHER GRANT FUND

COUNTY OF CUMBERLAND
FEDERAL, STATE AND OTHER GRANT FUND
Statement of Cash
Per N.J.S.A. 40A:5-5 - Treasurer
For the Year Ended December 31, 2024

Cash Balance December 31, 2023.....	\$	15,127,659.88
Increased by Cash Receipts		
Grant Accounts Receivable		
Revenue Receipts.....	\$	36,961,636.58
Area Plan Grant Accounts Receivable		
Revenue Receipts.....		2,031,469.23
Due Current Fund - Local Match.....		<u>1,352,853.75</u>
Total Cash Receipts.....		<u>40,345,959.56</u>
		55,473,619.44
Decreased by Disbursements		
Appropriations.....	(34,782,876.88)	
Area Plan Grant Appropriations.....	(2,494,834.95)	
Due Current Fund - Liquidate Interfund.....	(1,500,000.00)	
Unappropriated Grant Reserves		
Transfer to Current Fund.....	<u>(95,975.64)</u>	
Total Disbursements.....		<u>(38,873,687.47)</u>
Cash Balance December 31, 2024.....	\$	<u><u>16,599,931.97</u></u>

COUNTY OF CUMBERLAND
FEDERAL, STATE AND OTHER GRANT FUND
Statement of Cash - Division of Social Services
Per N.J.S.A. 40A:5-5 - Treasurer
For the Year Ended December 31, 2024

	<u>Total</u>	<u>Administrative Operations</u>	<u>Assistance & Other Programs</u>
Cash Balance December 31, 2023.....	\$ 17,056,616.12	\$ 9,424,752.72	\$ 7,631,863.40
Increased by Cash Receipts			
Due to State of New Jersey TANF.....	107,545.15		107,545.15
Due to State of New Jersey Child Support.....	74,260.00		74,260.00
State Assistance			
Temporary Assistance to Needy Families.....	2,263,409.23		2,263,409.23
Supplemental Security Income.....	918,200.00		918,200.00
SNAP Grant Funds.....	52,171.00	52,171.00	
Child Support.....	527,465.93	432,650.93	94,815.00
General Assistance.....	526,930.20		526,930.20
Administrative Operating Assistance.....	17,792,880.00	17,792,880.00	
Clearing Account.....	258,757.30		258,757.30
Child Support Account.....	979,432.22		979,432.22
REACH Account.....	6,662.26		6,662.26
County Budget Appropriation.....	6,127,753.17	5,486,075.00	641,678.17
Other Revenue.....	1,794,869.07	1,794,869.07	
Total Cash Receipts.....	31,430,335.53	25,558,646.00	5,871,689.53
Decreased by Disbursements			
Due to State of New Jersey TANF.....	(108,451.25)		(108,451.25)
Due to State of New Jersey Child Support.....	(76,012.00)		(76,012.00)
State Assistance			
Temporary Assistance to Needy Families.....	(2,280,620.45)		(2,280,620.45)
Supplemental Security Income.....	(1,404,596.45)		(1,404,596.45)
SNAP Grant Funds.....	(56,353.37)	(37,224.47)	(19,128.90)
Child Support.....	(95,101.00)		(95,101.00)
General Assistance.....	(589,543.31)		(589,543.31)
Administrative Operating Assistance.....	(22,886,882.41)	(22,886,882.41)	
Clearing Account.....	(251,575.63)		(251,575.63)
Child Support Account.....	(971,591.91)		(971,591.91)
REACH Account.....	(6,392.76)		(6,392.76)
Accounts Payable.....	(551,041.63)	(551,041.63)	
Total Cash Disbursements.....	(29,278,162.17)	(23,475,148.51)	(5,803,013.66)
Cash Balance December 31, 2024.....	\$ 19,208,789.48	\$ 11,508,250.21	\$ 7,700,539.27

COUNTY OF CUMBERLAND
FEDERAL, STATE AND OTHER GRANT FUND
Statement of Federal, State and Other Grant Awards Receivable
For the Year Ended December 31, 2024

<u>Grant Description</u>	<u>Dec. 31, 2023 Balance</u>	<u>2024 Budget</u>		<u>Received</u>	<u>Adjustments & Canceled</u>	<u>Dec. 31, 2024 Balance</u>
		<u>Original Adopted</u>	<u>Amended by N.J.S.A. 40A:4-87</u>			
<u>Federal Agriculture</u>						
USDA Rural Business Development Grant	\$ 26,000.00				\$ (26,000.00)	
FY 2021 Specialty Crop Block Grant Program	32,386.00					\$ 32,386.00
<u>Federal Department of Commerce</u>						
Middle Mile (Broadband) Grant Program	24,176,692.13			\$ (937,852.83)		23,238,839.30
<u>Federal Executive Office of the President</u>						
2022 High Intensity Drug Traffic Area Grant	67,367.36			(53,639.25)		13,728.11
2024 High Intensity Drug Traffic Area Grant			\$ 80,000.00	(27,000.00)		53,000.00
<u>Federal Health & Human Services</u>						
Retired Senior Volunteer Program 2023	40,154.00			(36,130.00)	(4,024.00)	
Retired Senior Volunteer Program 2024			77,500.00	(38,989.00)		38,511.00
Senior Health Insurance Program 2023	19,796.00			(19,796.00)		
Senior Health Insurance Program 2024			38,000.00	(13,104.00)		24,896.00
2023 County Based Innovation Grant	47,853.00		14,355.00	(62,208.00)		
Community Peer Recovery Center	72,982.00			(72,982.00)		
Community Peer Recovery Center - State Opioid Response			36,486.00			36,486.00
Community Peer Recovery Center			375,000.00			375,000.00
WFNJ - TANF - SFY23	366,980.00				(366,980.00)	
WFNJ - TANF - SFY24	1,343,308.00			(1,193,420.00)		149,888.00
WFNJ - TANF - SFY25			1,285,050.00	(448,956.00)		836,094.00
Operation Helping Hand 2025			100,000.00			100,000.00
Low Income Home Energy Assistance Program 2024			8,086.00	(8,086.00)		
<u>Federal Emergency Management Agency</u>						
Emergency Food & Shelter Program	831.50					831.50
Emergency Food & Shelter Program (Phase 41)			10,877.00			10,877.00
Emergency Food & Shelter Program	2,016.00				(2,016.00)	
Emergency Management Agency Assistance - SFY24			55,000.00			55,000.00
Emergency Management Agency Assistance - SFY25			55,000.00			55,000.00

(Continued)

COUNTY OF CUMBERLAND
FEDERAL, STATE AND OTHER GRANT FUND
Statement of Federal, State and Other Grant Awards Receivable
For the Year Ended December 31, 2024

Grant Description	Dec. 31, 2023 Balance	2024 Budget		Received	Adjustments & Canceled	Dec. 31, 2024 Balance
		Original Adopted	Amended by N.J.S.A. 40A:4-87			
<u>Federal Homeland Security</u>						
Homeland Security Program	\$ 31,283.90			\$ (31,278.20)		\$ 5.70
Homeland Security Program	110,210.82			(110,210.77)		0.05
Homeland Security Program - 2022	142,093.92			(53,614.31)		88,479.61
Homeland Security Program - 2023	140,546.75			(52,177.00)		88,369.75
<u>Federal Housing & Urban Development</u>						
Small Cities CDBG-CV2			\$ 488,000.00	(488,000.00)		
FY 2024 Small Cities - Public Facilities for ADA Improvements			400,000.00			400,000.00
Small Cities Housing Rehabilitation Program (Septic Improvements)	232,178.00		82,765.82	(254,441.53)		60,502.29
<u>Federal Justice</u>						
FY 2021 Community Policing Development Microgrant Program	61,858.61			(25,700.63)	\$ (36,157.98)	
FY23 BJA State Criminal Alien Assistance Program		\$ 16,525.00		(16,525.00)		
Children Exposed to Violence	863,176.77			(461,832.11)		401,344.66
STOP School Violence Program	54,290.24			(13,425.03)		40,865.21
Comprehensive Anti-Gang Programs	391,040.52			(159,162.35)		231,878.17
FFY21 Victims of Crime Act (VOCA)	119,864.61				(119,864.61)	
FFY22 Victims of Crime Act (VOCA)	405,823.79			(305,897.83)	(99,925.96)	
FFY23 Victims of Crime Act (VOCA)			479,983.00			479,983.00
VOCA Sexual Assault Nurse Examiner FFY2022	13,519.16				(13,519.16)	
VOCA Sexual Assault Nurse Examiner	46,276.14				(46,276.14)	
VOCA Sexual Assault Nurse Examiner 2023/2024	125,810.00			(113,417.13)		12,392.87
VOCA Sexual Assault Nurse Examiner 2024/2025			141,103.00			141,103.00
Edward Byrne - Justice Assistance Grant FY 2023	6,437.21			(3,031.27)		3,405.94
FY19 Justice Assistance Grant (JAG) Program	3,914.02			(3,913.34)	(0.68)	
FY20 Justice Assistance Grant (JAG) Program	47,627.39			(47,627.39)		
FY21 Justice Assistance Grant (JAG) Program	62,424.02			(61,982.10)	(441.92)	
FY22 Justice Assistance Grant (JAG) Program		67,428.00		(34,552.92)		32,875.08
FY23 Byrne Discretionary Community Projects - Youth Cessation Initiative			35,000.00	(8,750.00)		26,250.00
FFY21 STOP Violence Against Women Act (VAWA)	16,105.63				(16,105.63)	
FFY22 STOP Violence Against Women Act (VAWA)	51,090.00			(51,090.00)		
FFY23 STOP Violence Against Women Act (VAWA)			52,746.00			52,746.00
2021 BJA FY 21 Connect and Protect: Law Enforcement Behavioral Health Responses	434,255.89			(120,208.01)		314,047.88

(Continued)

COUNTY OF CUMBERLAND
FEDERAL, STATE AND OTHER GRANT FUND
Statement of Federal, State and Other Grant Awards Receivable
For the Year Ended December 31, 2024

Grant Description	Dec. 31, 2023 Balance	2024 Budget		Received	Adjustments & Canceled	Dec. 31, 2024 Balance
		Original Adopted	Amended by N.J.S.A. 40A:4-87			
<u>Federal Justice (Cont'd)</u>						
2021 BJA FY21 Comprehensive Opioid, Stimulant, and Substance Abuse Site-Based Program	\$ 816,515.64			\$ (144,573.01)		\$ 671,942.63
BJA FY23 Justice and Mental Health Collaboration Program	550,000.00			(27,033.72)		522,966.28
FFY 2018 Addressing the Training Needs of Juvenile Prosecutors Grant Program	4,770.21					4,770.21
<u>Federal Labor</u>						
WIOA Adult - SFY23	601,726.00			(599,163.00)	\$ (2,563.00)	
WIOA Dislocated Worker - SFY23	315,621.00			(315,621.00)		
WIOA Youth - SFY23	1,351,686.00			(489,598.00)	(862,088.00)	
WIOA Adult - SFY24	2,093,428.00			(1,824,323.00)		269,105.00
WIOA Dislocated Worker - SFY24	957,761.00			(814,810.00)		142,951.00
WIOA Youth - SFY24	2,156,933.00			(918,150.00)		1,238,783.00
WIOA Adult - SFY25			\$ 2,539,653.00	(116,127.00)		2,423,526.00
WIOA Dislocated Worker - SFY25			987,753.00	(212,960.00)		774,793.00
WIOA Youth - SFY25			2,611,848.00	(124,749.00)		2,487,099.00
WIOA Data Reporting and Analysis - SFY24	12,971.00			(12,971.00)		
WIOA Data Reporting and Analysis - SFY25			12,971.00	(12,971.00)		
WIOA/WFNJ Summer Youth Employment Program 2023	1.00				(1.00)	
WIOA/WFNJ Summer Youth Employment Program 2024			387,600.00	(387,600.00)		
<u>Federal Transportation</u>						
FTA - Section 5307 Administration	1,020,000.00			(461,130.25)		558,869.75
FTA - Section 5307 Administration 2022	1,020,000.00					1,020,000.00
FTA - Section 5307 Administration 2022 (Program Income)	5,512.80					5,512.80
FTA - Section 5307 Administration 2023	1,020,000.00					1,020,000.00
FTA - Section 5307 Administration 2023 (Program Income)	6,320.17			(840.95)		5,479.22
FTA - Section 5307 Administration 2024		\$ 1,020,000.00				1,020,000.00
FTA - Section 5307 Administration 2024 (Program Income)		18,000.00		(8,207.66)		9,792.34
FTA - Section 5311 Administration 2022	530,533.50			(391,669.08)	(138,864.42)	
FTA - Section 5311 Administration 2023	644,007.00					644,007.00
FTA - Section 5311 Administration 2024		432,381.00				432,381.00
Subregional Transportation Planning - FY 2024	82,560.00			(82,560.00)		
Subregional Transportation Planning - FY 2024			82,560.00	(4,353.60)		78,206.40

(Continued)

COUNTY OF CUMBERLAND
FEDERAL, STATE AND OTHER GRANT FUND
Statement of Federal, State and Other Grant Awards Receivable
For the Year Ended December 31, 2024

Grant Description	Dec. 31, 2023 Balance	2024 Budget		Received	Adjustments & Canceled	Dec. 31, 2024 Balance
		Original Adopted	Amended by N.J.S.A. 40A:4-87			
<u>Federal Transportation (Cont'd)</u>						
Surface Transportation Block Grant (2021 Federal Road Program)	\$ 2,336,686.01			\$ (2,307,316.07)		\$ 29,369.94
Highway Safety Improvement Program (C.R. 621 Roundabout ROW)	52,547.55			(1,582.66)		50,964.89
Highway Planning and Construction (Newport Streetscape Improvements)	136,971.94					136,971.94
Surface Transportation Block Grant (2022 Federal Road Program)	2,648,527.69			(2,000,963.83)		647,563.86
Surface Transportation Block Grant (2023 Federal Road Program)	2,900,000.00	\$ 867,972.20		(71,507.67)		3,696,464.53
Surface Transportation Block Grant (2024 Federal Road Program)			\$ 2,300,000.00			2,300,000.00
2020 Federal Road Program	562,696.57			(452,360.84)		110,335.73
2020 Federal Traffic Signal Improvements	162,540.40					162,540.40
Systemic High Friction Treatment	914,269.92					914,269.92
Systemic High Friction Treatment	1,060,928.59					1,060,928.59
2019 FHA - Greenwich / Stowe Creek	500,426.96					500,426.96
2019 Federal Highway Administration - Flashers	240,661.09					240,661.09
<u>Federal Treasury</u>						
NJSL Capital Projects Fund: Community Center Digital Connect			3,000,000.00			3,000,000.00
ARPA CLFRF - Automated License Plate Reader Initiative	402,039.00					402,039.00
TOTAL FEDERAL	54,664,835.42	2,422,306.20	15,737,336.82	(17,112,142.34)	\$ (1,734,828.50)	53,977,507.60
<u>NJ Department of Agriculture</u>						
2022 Spotted Lanternfly Program	15,000.00					15,000.00
<u>NJ Governor's Council on Drug/Alcohol</u>						
Drug & Alcohol Alliance SFY 2023	120,407.79			(110,228.61)		10,179.18
Drug & Alcohol Alliance SFY 2024	142,142.00			(31,888.72)		110,253.28
Drug & Alcohol Alliance SFY 2025			142,142.00			142,142.00
Alliance to Prevent Substance Abuse Disorder DMHAS			15,000.00			15,000.00
FY 2023 Youth Leadership Grant	25,158.00			(25,158.00)		
FY 2024 Youth Leadership Grant	25,158.00					25,158.00
<u>NJ Agency - NJ Transit</u>						
Senior Citizens & Disabled Transportation - Administration 2022	208,063.72			(6,810.45)	(201,253.27)	

(Continued)

COUNTY OF CUMBERLAND
FEDERAL, STATE AND OTHER GRANT FUND
Statement of Federal, State and Other Grant Awards Receivable
For the Year Ended December 31, 2024

Grant Description	Dec. 31, 2023 Balance	2024 Budget		Received	Adjustments & Canceled	Dec. 31, 2024 Balance
		Original Adopted	Amended by N.J.S.A. 40A:4-87			
<u>NJ Agency - NJ Transit (Cont'd)</u>						
Senior Citizens & Disabled Transportation - Administration 2023	\$ 660,534.50			\$ (297,915.51)		\$ 362,618.99
Senior Citizens & Disabled Transportation - Administration 2024		\$ 723,526.00			\$ 201,253.27	924,779.27
Veterans Transportation 2023	11,250.00			(10,000.00)	(1,250.00)	
Veterans Transportation 2024			\$ 15,000.00	(5,000.00)		10,000.00
Job Access & Reverse Commute - SFY24	338,266.84			(337,398.87)	(867.97)	
Job Access & Reverse Commute - SFY25			440,000.00	(90,403.92)		349,596.08
<u>NJ Department of Children and Families</u>						
Children System of Care - 2023	39,455.00			(39,455.00)		
Children System of Care - 2024			39,455.00			39,455.00
SSBG - Adolescents/Human Services 2023	28,057.00			(28,057.00)		
SFY25 HSAC Planning and Information Services Program			67,313.00	(33,654.00)		33,659.00
Children and Family Prevention Planning 2023	133,750.00			(133,750.00)		
SFY25 Community Prevention, Direct Service Program			321,000.00	(192,859.00)		128,141.00
Child Advocacy Development Grant 2021				82,344.00	(82,344.00)	
Child Advocacy Development Grant 2022				29,855.00		29,855.00
Child Advocacy Development Grant 2024	139,593.00	19,460.00		(159,053.00)		
Child Advocacy Development Grant SFY 2025			143,213.00	(143,213.00)		
<u>NJ Department of Community Affairs</u>						
LEAP Challenge Grant	42,850.00			(39,125.10)	(3,724.90)	
Local Efficiency Achievement Program - Fellowship Grant		821.92		(821.92)		
Local Recreation Improvement Grant - Giles Park			70,000.00			70,000.00
Recreation Opportunities for Individuals with Disabilities	5,000.00					5,000.00
Recreation Opportunities for Individuals with Disabilities		10,000.00				10,000.00
Universal Service Fund Administration 2024			5,391.00	(5,391.00)		
<u>NJ Department of Corrections</u>						
FY 2023 County Reentry Coordinators Program	100,000.00			(73,868.17)	(26,131.83)	
FY 2025 County Reentry Coordinators Program			100,000.00			100,000.00
<u>NJ Department of Environmental Protection</u>						
Clean Communities - 2024			241,806.18	(241,806.18)		
Green Acres Project - Trail Development on Mid-County Park	486,060.00					486,060.00
Green Acres Project - Inclusive Park, County Library			1,000,000.00			1,000,000.00

(Continued)

COUNTY OF CUMBERLAND
FEDERAL, STATE AND OTHER GRANT FUND
Statement of Federal, State and Other Grant Awards Receivable
For the Year Ended December 31, 2024

Grant Description	Dec. 31, 2023 Balance	2024 Budget		Received	Adjustments & Canceled	Dec. 31, 2024 Balance
		Original Adopted	Amended by N.J.S.A. 40A:4-87			
<u>NJ Department of Health & Senior Services</u>						
Comprehensive Alcohol	\$ 1.00				\$ (1.00)	
Comprehensive Alcohol 2023	53,032.00			\$ (53,032.00)		
Comprehensive Alcohol 2024		\$ 435,443.00	\$ 200,000.00	(71,436.00)		\$ 564,007.00
FFY24 Senior Farmers Market Nutrition Program			3,235.00	(3,235.00)		
<u>NJ Department of Human Services</u>						
Personal Assistance Program 2023	11,808.00			(11,808.00)		
Personal Assistance Program 2024			26,190.00	(13,095.00)		13,095.00
Enrichment Center for the Blind 2023	2,594.00			(2,594.00)		
Enrichment Center for the Blind 2024		27,145.00		(25,007.00)		2,138.00
Social Services for the Homeless - Code Blue	50,000.00					50,000.00
Social Services for the Homeless 2022	1,536.00				(1,536.00)	
Social Services for the Homeless 2023	466,787.00			(461,220.00)		5,567.00
Social Services for the Homeless 2024		1,030,500.00		(597,557.00)		432,943.00
Social Services for the Homeless	492,878.00					492,878.00
DMHAS Disaster Response Crisis Counseling (DRCC) Program			30,000.00	(30,000.00)		
DMHAS Disaster Response Crisis Counseling (DRCC) Program			30,000.00			30,000.00
Medical Assisted Treatment Initiative - SFY23				309,515.00	(309,515.00)	
Medical Assisted Treatment Initiative - SFY24	170,169.00			(170,169.00)		
Medical Assisted Treatment Initiative - SFY25			403,451.00	(235,347.00)		168,104.00
Special Transportation Initiative 2023	7,788.00			(7,787.00)	(1.00)	
Special Transportation Initiative 2024		50,936.00		(17,237.00)		33,699.00
<u>NJ Department of Law & Public Safety</u>						
State / Community Partnership 2022	212,159.05					212,159.05
State / Community Partnership 2023	416,581.10			(332,679.39)		83,901.71
State / Community Partnership 2024		516,599.00		(78,354.36)		438,244.64
Juvenile Detention Alternatives Initiative 2022	77,334.91				(77,334.91)	
Juvenile Detention Alternatives Initiative 2023	83,619.41			(37,229.24)		46,390.17
Juvenile Detention Alternatives Initiative 2024		120,000.00		(13,462.47)		106,537.53
SFY21 Body-Worn Camera Grant Program (Sheriff)	81,520.00			(81,520.00)		
FY 2022 Radiologic Emergency Response Plan	15,905.70					15,905.70
FFY 2023 Radiologic Emergency Response Plan	125,211.53			(108,568.40)		16,643.13
FY 2023 Radiologic Emergency Response Plan	104,686.09			(87,534.50)		17,151.59

(Continued)

COUNTY OF CUMBERLAND
FEDERAL, STATE AND OTHER GRANT FUND
Statement of Federal, State and Other Grant Awards Receivable
For the Year Ended December 31, 2024

Grant Description	Dec. 31, 2023 Balance	2024 Budget		Received	Adjustments & Canceled	Dec. 31, 2024 Balance
		Original Adopted	Amended by N.J.S.A. 40A:4-87			
<u>NJ Department of Law & Public Safety (Cont'd)</u>						
FY 2025 Radiologic Emergency Response Plan			\$ 107,576.05	\$ (107,576.05)		
Body Armor Replacement Program - Sheriff 2024		\$ 3,827.38		(3,827.38)		
Body Armor Replacement Program - Jail 2024		6,258.93		(6,258.93)		
SFY 2023 Operation Helping Hand	\$ 105,263.15			(105,263.15)		
Body Armor Replacement Program - Prosecutor 2024		3,123.51		(3,123.51)		
SFY 24 Arrive Together Grant Program			150,000.00	(10,936.13)		\$ 139,063.87
<u>NJ Department of State</u>						
Historical Commission - County History Partnership Program 2023	6,615.00			(6,615.00)		
Historical Commission - County History Partnership Program 2024		44,100.00		(37,485.00)		6,615.00
FY23 Local Arts Program	73,180.00			(73,180.00)		
FY24 Local Arts Program		365,900.00		(292,720.00)		73,180.00
Southern Shore Regional DMO 2024			37,500.00	(37,500.00)		
<u>NJ Department of Transportation</u>						
2021 Annual Transportation Program	648,501.77			(146,048.50)		502,453.27
2022 Annual Transportation Program	6,569,198.00			(6,147,298.10)		421,899.90
2023 Annual Transportation Program	7,777,405.00			(2,826,917.00)		4,950,488.00
2024 Annual Transportation Program	7,770,768.00					7,770,768.00
2025 Annual Transportation Program			7,227,733.00			7,227,733.00
2020 Local Bridge Fund - Aitken Drive	250,000.00					250,000.00
2021 Transportation Trust Fund Road Program	1,898,733.36			(985,496.57)		913,236.79
Statewide Transportation and Local Bridge Bond	47,270.53					47,270.53
2020 Local Bridge Fund - Beals Mill Road	300,813.00					300,813.00
2020 Federal Traffic Signal Improvements	300,500.00			(300,500.00)		
FY 2022 Local Bridges Fund Program: Chestnut Avenue over Panther Branch	572,929.00					572,929.00
FY 2022 Local Bridges Fund Program: CR 640 Over Cohansey River	724,077.00					724,077.00
FY 2023 Local Freight Impact Fund LFIF (CR674 Garden Rd)		2,500,000.00				2,500,000.00
FY 2023 Local Freight Impact Fund LFIF II (CR650 SheppardsMill/Dutch Mill)		1,950,000.00		(1,462,500.00)		487,500.00
FY 2021 Local Bridges Fund Program: Future Needs for Chestnut Avenue over Panther Branch			1,297,071.00	(429,696.75)		867,374.25
Local Bridge 2019	1,300,842.00					1,300,842.00

(Continued)

COUNTY OF CUMBERLAND
FEDERAL, STATE AND OTHER GRANT FUND
Statement of Federal, State and Other Grant Awards Receivable
For the Year Ended December 31, 2024

Grant Description	Dec. 31, 2023 Balance	2024 Budget		Received	Adjustments & Canceled	Dec. 31, 2024 Balance
		Original Adopted	Amended by N.J.S.A. 40A:4-87			
<u>NJ Department of Transportation (Cont'd)</u>						
FY 2024 Local Bridges Fund Program: CR 640 (Friesburg Rd) over Cohansey River			\$ 1,297,284.00			\$ 1,297,284.00
FY 2024 Local Freight Impact Fund LFIF (CR66 Bridgeton Ave)			1,500,000.00			1,500,000.00
Local Transportation Projects Fund - Money Island Access			150,000.00			150,000.00
Local Bridge 2013 - CR 697	\$ 250,000.00					250,000.00
Local Bridge 2017, Buckhorn	641,372.37					641,372.37
2018 Capital Transportation Program	5,645.89					5,645.89
Local Bridge 2015, Countermeasures	300,000.00					300,000.00
2018 Local Discretionary Aid	34,453.00					34,453.00
Local Freight Impact Fund - Vineland Contribution	342,361.49				\$ (342,361.49)	
FY22 Local Freight Impact Fund (CR 649 - Mauricetown Bypass)	250,000.00			\$ (250,000.00)		
FY22 Local Freight Impact Fund (CR 640 Friesburg Road)	200,000.00			(200,000.00)		
FY20 Local Freight Impact Fund (CR 720 - Reeves Road)	300,000.00					300,000.00
<u>NJ Department, Labor & Workforce Development</u>						
Workforce Learning Link - SFY23	19,706.00			(19,706.00)		
Workforce Learning Link - SFY24	130,000.00			(118,330.00)		11,670.00
Adult Literacy Innovations - SFY255			445,000.00			445,000.00
WFNJ - General Assist. / Supp. Nutrition Assist. Program - SFY23	135,281.00				(135,281.00)	
WFNJ - General Assist. / Supp. Nutrition Assist. Program - SFY24	766,054.00			(722,887.00)		43,167.00
WFNJ - General Assist. / Supp. Nutrition Assist. Program - SFY25			1,113,108.00	(419,461.00)		693,647.00
Supplemental Workforce Development Benefits (SmartSTEPS)	1,605.00				(1,605.00)	
<u>New Jersey Economic Development Authority</u>						
Opportunity Zone Challenge Grant	25,000.00			(25,000.00)		
<u>New Jersey Office of Information Technology</u>						
FY24 9-1-1 Public Safety Answering Point Upgrades & Consolidation		\$ 33,900.00		(33,900.00)		
TOTAL STATE	36,641,931.20	7,841,540.74	16,618,468.23	(18,795,241.88)	(981,954.10)	41,324,744.19
TOTAL GRANT FUND RECEIVABLES	\$ 91,306,766.62	\$ 10,263,846.94	\$ 32,355,805.05	\$ (35,907,384.22)	\$ (2,716,782.60)	\$ 95,302,251.79
Unappropriated Reserves Realized as Revenue..... \$ 1,054,252.36						
Cash Receipts..... (36,961,636.58)						
Total Revenue Realized..... \$ (35,907,384.22)						

COUNTY OF CUMBERLAND
FEDERAL, STATE AND OTHER GRANT FUND
Statement of Area Plan Federal and State Grants Receivable
For the Year Ended December 31, 2024

<u>Grant Description</u>	Dec. 31, 2023 <u>Balance</u>	<u>Budget</u>		<u>Transactions</u>		Dec. 31, 2024 <u>Balance</u>
		<u>Original Adopted</u>	<u>Amended by N.J.S.A. 40A:4-87</u>	<u>Received</u>	<u>Adjustments & Canceled</u>	
<u>Federal Health & Human Services Area Plan, Title III</u>						
<u>2024 Title IIIB Supportive Services & Senior Centers:</u>						
Older Americans Act	\$	40,514.00		\$	(30,480.00)	\$ 10,034.00
Aging & Disability Resource Connection / Outreach		123,100.00	\$ 9,247.00		(132,347.00)	
Administration		19,300.00			(7,567.00)	11,733.00
Older Americans Act (State Match)		12,500.00			(7,250.00)	5,250.00
Older Americans Act (Program Income)		8,500.00			(5,658.71)	2,841.29
<u>2024 Title IIIC Nutrition Services:</u>						
Meals on Wheels		152,293.00	12,266.00		(136,706.00)	27,853.00
Nutrition Program		182,183.00	20,062.00		(77,271.00)	124,974.00
Administration		38,440.00				38,440.00
Older Americans Act - Tribal Feeding Program		9,250.00				9,250.00
Meals on Wheels (State Match)		12,500.00			(9,095.00)	3,405.00
Nutrition Program (State Match)		1,431.00	2,123.00		(3,554.00)	
Meals on Wheels (Program Income)		103,300.00			(75,548.67)	27,751.33
Nutrition Program (Program Income)		30,000.00			(13,716.46)	16,283.54
<u>2024 Title IIID Disease Prevention & Health Promotion:</u>						
Older Americans Act		12,301.00	1,227.00	(4,004.00)	\$ 2,256.00	11,780.00
Older Americans Act (State Match)		1,064.00		(1,064.00)		
<u>2024 Title IIIE National Family Caregiver Support (Hospice):</u>						
Administration		8,639.00				8,639.00
Older Americans Act		77,779.00	8,110.00	(78,240.00)	39,330.00	46,979.00
Older Americans Act (State Match)		24,539.00	2,167.00	(17,024.00)		9,682.00

(Continued)

COUNTY OF CUMBERLAND
FEDERAL, STATE AND OTHER GRANT FUND
Statement of Area Plan Federal and State Grants Receivable
For the Year Ended December 31, 2024

<u>Grant Description</u>	<u>Dec. 31, 2023 Balance</u>	<u>Budget</u>		<u>Transactions</u>		<u>Dec. 31, 2024 Balance</u>
		<u>Original Adopted</u>	<u>Amended by N.J.S.A. 40A:4-87</u>	<u>Received</u>	<u>Adjustments & Canceled</u>	
<u>2024 Nutrition Services Incentive Program:</u>						
Meals on Wheels		\$ 27,712.00	\$ (8,959.00)	\$ (2,929.00)		\$ 15,824.00
Nutrition Program		27,712.00	(8,959.00)	(18,753.00)		
State Weekend Home Delivered Meals		2,930.00		(2,930.00)		
Home Delivered Meals		254.00		(254.00)		
<u>2024 Medical Assistance Program (Medicaid)</u>						
ADRC / Outreach		17,247.00		(8,720.00)		8,527.00
2024 Federal Financial Participation		62,003.00	118,226.00	(314,198.55)	\$ 430,808.55	296,839.00
<u>2023 Title IIIB Supportive Services & Senior Centers:</u>						
Aging & Disability Resource Connection / Outreach	\$ 106,498.00	514.00		(73,520.00)		33,492.00
Administration	1,343.00					1,343.00
Older Americans Act (Program Income)	6,150.89			(587.00)		5,563.89
<u>2023 Title IIIC Nutrition Services:</u>						
Meals on Wheels	19,772.00	673.00		(70,445.00)	50,000.00	
Nutrition Program	182,873.00	1,084.00		(74,390.00)	(50,000.00)	59,567.00
Administration	4,510.00			(683.00)		3,827.00
Older Americans Act - Tribal Feeding Program	19,250.00			(17,982.00)		1,268.00
Meals on Wheels (State Match)	177.00			(177.00)		
Nutrition Program (State Match)	2,101.00					2,101.00
Meals on Wheels (Program Income)	37,316.46			(5,407.50)		31,908.96
Nutrition Program (Program Income)	16,369.08			(1,400.67)		14,968.41
<u>2023 Title IIID Disease Prevention & Health Promotion:</u>						
Health Promotion		44.00		(44.00)		
Older Americans Act	1,566.00				(1,566.00)	
Older Americans Act (State Match)	1,064.00				(690.00)	374.00
Health Promotion (Program Income)	50.00					50.00

(Continued)

COUNTY OF CUMBERLAND
FEDERAL, STATE AND OTHER GRANT FUND
Statement of Area Plan Federal and State Grants Receivable
For the Year Ended December 31, 2024

<u>Grant Description</u>	<u>Dec. 31, 2023 Balance</u>	<u>Budget</u>		<u>Transactions</u>		<u>Dec. 31, 2024 Balance</u>
		<u>Original Adopted</u>	<u>Amended by N.J.S.A. 40A:4-87</u>	<u>Received</u>	<u>Adjustments & Canceled</u>	
<u>2023 Title IIIIE National Family Caregiver Support (Hospice):</u>						
Administration	\$ 8,188.00				\$ (2,939.00)	\$ 5,249.00
Older Americans Act	113,039.00			\$ (64,113.00)	(9,111.00)	39,815.00
Older Americans Act (State Match)	1,819.00			(1,819.00)		
Older Americans Act	558.00	\$ 675.00		(1,233.00)		
<u>2023 Nutrition Services Incentive Program:</u>						
Meals on Wheels	6,621.00			(6,621.00)		
Nutrition Program	7,765.00			(7,765.00)		
<u>2023 Medical Assistance Program (Medicaid)</u>						
ADRC / Outreach	1,695.00			(1,695.00)		
ADRC / Outreach (Program Income)	50.00			(50.00)		
2023 Federal Financial Participation	116,610.00			314,198.55	(430,808.55)	
2023 Public Health Workforce	78,610.00			(36,687.00)		41,923.00
2023 ARP Title IIIB Outreach	103,462.00			(4,769.00)		98,693.00
2023 ARP Title IIIC Meals on Wheels	84,328.00			(43,942.00)		40,386.00
2023 ARP Title IIIC Nutrition Program	174,182.00			(118,138.00)		56,044.00
2023 ARP Title IIID Health	9,553.00			(4,416.00)		5,137.00
2023 ARP Title IIIE Older Americans Act	6,541.00			20,759.00	(27,280.00)	20.00
<u>2022 Title IIIB Supportive Services & Senior Centers:</u>						
Older Americans Act (Program Income)	4,124.00				(4,124.00)	
<u>2022 Title IIIC Nutrition Services:</u>						
Meals on Wheels (Program Income)	42,355.87				(42,355.87)	
Nutrition Program (Program Income)	17,271.67				(17,271.67)	
<u>2022 Title IIID Disease Prevention & Health Promotion:</u>						
Health Promotion (Program Income)	50.00				(50.00)	

(Continued)

COUNTY OF CUMBERLAND
FEDERAL, STATE AND OTHER GRANT FUND
Statement of Area Plan Federal and State Grants Receivable
For the Year Ended December 31, 2024

<u>Grant Description</u>	Dec. 31, 2023 <u>Balance</u>	<u>Budget</u>		<u>Transactions</u>		Dec. 31, 2024 <u>Balance</u>
		<u>Original Adopted</u>	<u>Amended by N.J.S.A. 40A:4-87</u>	<u>Received</u>	<u>Adjustments & Canceled</u>	
<u>2022 Title III-E National Family Caregiver Support (Hospice):</u>						
Older Americans Act (State Match)	\$ 3,102.00				\$ (3,102.00)	
<u>2022 Medical Assistance Program (Medicaid)</u>						
ADRC / Outreach (Program Income)	50.00				(50.00)	
2023 ARP Adult Protective Services	32,473.00			\$ (3,269.00)		\$ 29,204.00
TOTAL FEDERAL	1,211,487.97	\$ 998,481.00	\$ 155,510.00	(1,151,506.01)	(66,953.54)	1,147,019.42
<u>NJ Department, Human Services, Area Plan</u>						
<u>2024 Social Services for the Aging - Area Plan:</u>						
State/Weekend Home Delivered Meals		16,622.00		(15,400.00)		1,222.00
State/Weekend Home Delivered Meals (Program Income)		50.00				50.00
Home Delivered Meals		1,087.00		(1,031.00)		56.00
Home Delivered Meals (Program Income)		50.00				50.00
Care Quality Management Assurance		23,810.00		(15,609.00)		8,201.00
Care Quality Management Assurance (Program Income)		79,284.00		(79,284.00)		
Community-Based Senior Program		79,245.00		(74,502.00)		4,743.00
Community-Based Senior Program (Program Income)		50.00				50.00
Adult Protective Services		114,432.00		(85,371.00)		29,061.00
Safe Housing & Transportation Program		19,429.00		(9,715.00)		9,714.00

(Continued)

COUNTY OF CUMBERLAND
FEDERAL, STATE AND OTHER GRANT FUND
Statement of Area Plan Federal and State Grants Receivable
For the Year Ended December 31, 2024

<u>Grant Description</u>	Dec. 31, 2023 <u>Balance</u>	<u>Budget</u>		<u>Transactions</u>		Dec. 31, 2024 <u>Balance</u>
		<u>Original Adopted</u>	<u>Amended by N.J.S.A. 40A:4-87</u>	<u>Received</u>	<u>Adjustments & Canceled</u>	
<u>2024 Social Services for the Aging - Area Plan (Cont'd):</u>						
Supplemental Aging Supportive Services						
Senior Transportation, Administration		\$ 28,846.00		\$ (28,846.00)		
Senior Transportation, Operating		168,127.00		(75,359.00)	\$ (25,000.00)	\$ 67,768.00
Senior Transportation, Operating (Program Income)		2,000.00		(1,508.22)		491.78
Division of Adult Services		246,294.00		(189,999.00)	25,000.00	81,295.00
Health & Human Services Outreach, Operating		49,990.00		(49,990.00)		
Health & Human Services Outreach, Operating (Program Income)		5.00				5.00
New Jersey Supplemental/COLA						
Older Americans Act		4,486.00		(4,343.00)		143.00
Meals on Wheels		30,170.00		(30,170.00)		
Nutrition Program		20,000.00		(20,000.00)		
Aging & Disability Resource Connection / Outreach		33,850.00		(33,850.00)		
Older Americans Act - Tribal Feeding Program		750.00				750.00
<u>2023 Social Services for the Aging - Area Plan:</u>						
State/Weekend Home Delivered Meals	\$ 7,849.00			(7,849.00)		
State/Weekend Home Delivered Meals (Program Income)	50.00			(50.00)		
Home Delivered Meals (Program Income)	50.00			(50.00)		
Care Quality Management Assurance	6,397.00			(6,397.00)		
Care Quality Management Assurance (Program Income)	42,531.00			(2,565.00)		39,966.00
Community-Based Senior Program	17,555.00			(17,555.00)		
Community-Based Senior Program (Program Income)	50.00					50.00
Adult Protective Services	13,894.00			(13,894.00)		
Safe Housing & Transportation Program	1,093.00			(1,093.00)		

(Continued)

COUNTY OF CUMBERLAND
FEDERAL, STATE AND OTHER GRANT FUND
Statement of Area Plan Federal and State Grants Receivable
For the Year Ended December 31, 2024

<u>Grant Description</u>	Dec. 31, 2023 <u>Balance</u>	<u>Budget</u>		<u>Transactions</u>		Dec. 31, 2024 <u>Balance</u>
		<u>Original Adopted</u>	<u>Amended by N.J.S.A. 40A:4-87</u>	<u>Received</u>	<u>Adjustments & Canceled</u>	
<u>2023 Social Services for the Aging - Area Plan (Cont'd):</u>						
Supplemental Aging Supportive Services						
Senior Transportation, Administration	\$ 8,846.00			\$ (8,846.00)		
Senior Transportation, Operating	93,127.00			(71,908.00)		\$ 21,219.00
Senior Transportation, Operating (Program Income)	2,000.00					2,000.00
Division of Adult Services	9,523.00			(8,879.00)		644.00
Health & Human Services Outreach, Operating	24,990.00			(24,990.00)		
Health & Human Services Outreach, Operating (Program Income)	5.00			(5.00)		
New Jersey Supplemental/COLA						
Meals on Wheels	905.00			(905.00)		
<u>2022 Social Services for the Aging - Area Plan:</u>						
Care Quality Management Assurance (Program Income)	30,923.16				\$ (30,923.16)	
Community-Based Senior Program	8,334.00				(8,334.00)	
Community-Based Senior Program (Program Income)	50.00				(50.00)	
Supplemental Aging Supportive Services						
Senior Transportation, Operating (Program Income)	2,000.00				(2,000.00)	
Health & Human Services Outreach, Operating (Program Income)	5.00				(5.00)	
<hr/>						
TOTAL STATE	270,177.16	\$ 918,577.00	\$ -	(879,963.22)	(41,312.16)	267,478.78
<hr/>						
TOTAL AREA PLAN RECEIVABLES	\$ 1,481,665.13	\$ 1,917,058.00	\$ 155,510.00	\$ (2,031,469.23)	\$ (108,265.70)	\$ 1,414,498.20

COUNTY OF CUMBERLAND
FEDERAL, STATE AND OTHER GRANT FUND
Statement of Due to Current Fund
For the Year Ended December 31, 2024

Balance December 31, 2023.....	\$	3,213,174.41
Grants Appropriated Canceled and Adjustments.....		<u>3,024,010.89</u>
		6,237,185.30
Decreased by :		
Grants Receivable Canceled and Adjustments.....	\$	2,716,782.60
Area Plan Grants Appropriation Adjustments.....		108,265.70
Liquidate Interfund.....		<u>1,500,000.00</u>
		<u>4,325,048.30</u>
Balance December 31, 2024.....	\$	<u><u>1,912,137.00</u></u>

Exhibit SD-6

COUNTY OF CUMBERLAND
FEDERAL, STATE AND OTHER GRANT FUND
Statement of Operating Accounts Payable - Division of Social Services
For the Year Ended December 31, 2024

Balance December 31, 2023.....	\$	551,041.83
Increased by:		
Transferred from 2024 Operation.....		<u>824,537.91</u>
		1,375,579.74
Decreased by:		
Cash Disbursements.....		<u>551,041.63</u>
Balance December 31, 2024.....	\$	<u><u>824,538.11</u></u>

COUNTY OF CUMBERLAND
FEDERAL, STATE AND OTHER GRANT FUND
Statement of Reserve for Federal, State and Other Grants - Unappropriated
For the Year Ended December 31, 2024

<u>Grant Name</u>	<u>Dec. 31, 2023</u>	<u>Cash Receipts</u>	<u>Appropriated</u>	<u>Dec. 31, 2024</u>
Small Cities CDBG Emergency Housing.....	\$ 82,490.82	\$ 475.00	\$ (82,765.82)	\$ 200.00
Opioid Settlement Proceeds.....	188,106.19	1,039,926.95		1,228,033.14
Body Armor Replacement Funds.....	13,209.82	13,850.41	(13,209.82)	13,850.41
				<hr/>
Total.....	\$ 283,806.83	\$ 1,054,252.36	\$ (95,975.64)	\$ 1,242,083.55
				<hr/>

COUNTY OF CUMBERLAND
FEDERAL, STATE AND OTHER GRANT FUND
Statement of Reserve for Area Plan Grants - Appropriated
For the Year Ended December 31, 2024

Description	Dec. 31, 2023 Balance	Budget Appropriations			Paid or Charged			Adjustments & Canceled	Dec. 31, 2024 Balance
		Original Budget	Amendments	Transfers	2023 Encumbered	Cash	2024 Encumbered		
Federal Health & Human Services Area Plan Title III									
2024 Title III Administration		\$ 66,379.00				\$ (65,767.08)	\$ (421.00)		\$ 190.92
2024 Title IIIB Supportive Services & Senior Centers:									
Older Americans Act		45,000.00				(41,389.00)	(3,611.00)		
Aging & Disability Resource Connection / Outreach		397,580.00	\$ 9,247.00			(238,653.80)	(101.57)		168,071.63
2024 Title IIIC Nutrition Services:									
Meals on Wheels		541,521.00	3,307.00			(379,283.57)	(26,285.62)		139,258.81
Nutrition Program		386,710.00	13,226.00			(230,849.50)	(21,904.50)		147,182.00
Older Americans Act - Tribal Feeding Program		10,000.00				(8,693.00)	(1,307.00)		
2024 Title IIID Disease Prevention & Health Promotion:									
Older Americans Act		13,365.00	1,227.00	\$ 2,256.00		(7,876.00)	(8,972.00)		
2024 Title IIIE National Family Caregiver Support (Hospice):									
Older Americans Act		102,318.00	10,277.00	39,330.00		(94,060.00)	(53,637.00)		4,228.00
2024 Medical Assistance Program (Medicaid)									
ADRC / Outreach		17,247.00				(10,136.01)	(4,676.04)		2,434.95
2024 Federal Financial Participation		62,003.00	118,226.00	430,808.55					611,037.55
2023 Title III Administration									
Administration	\$ 2,828.36			(2,937.80)	\$ 1,064.18	(954.74)			
2023 Title IIIB Supportive Services & Senior Centers:									
Older Americans Act					2,521.00	(2,521.00)			
Aging & Disability Resource Connection / Outreach	129,705.06	514.00			3,051.99	(48,148.85)			85,122.20
(Continued)									

(Continued)

COUNTY OF CUMBERLAND
FEDERAL, STATE AND OTHER GRANT FUND
Statement of Reserve for Area Plan Grants - Appropriated
For the Year Ended December 31, 2024

<u>Description</u>	Dec. 31, 2023 <u>Balance</u>	<u>Budget Appropriations</u>			<u>Paid or Charged</u>			<u>Adjustments & Canceled</u>	Dec. 31, 2024 <u>Balance</u>
		<u>Original Budget</u>	<u>Amendments</u>	<u>Transfers</u>	<u>2023 Encumbered</u>	<u>Cash</u>	<u>2024 Encumbered</u>		
<u>2023 Title IIIC Nutrition Services:</u>									
Meals on Wheels	\$ 158,101.71	\$ 673.00			\$ 14,275.34	\$ (58,907.88)			\$ 114,142.17
Nutrition Program	113,511.82	1,084.00			11,887.27	(55,750.67)			70,732.42
Older Americans Act - Tribal Feeding Program					10,121.00	(8,853.00)			1,268.00
<u>2023 Title IIID Disease Prevention & Health Promotion:</u>									
Health Promotion	163.82	44.00				(157.82)			50.00
Older Americans Act				\$ (2,257.20)	4,418.00	(1,521.00)			639.80
<u>2023 Title IIIE National Family Caregiver Support (Hospice):</u>									
Older Americans Act	7,539.00			(9,111.00)	43,833.00	(42,261.00)			
Older Americans Act		675.00				(675.00)			
2023 Federal Financial Participation	430,808.55			(430,808.55)					
2023 ARP Adult Protective Services					32,321.00	(3,117.00)	\$ (29,204.00)		
2023 Public Health Workforce	78,610.00					(36,686.48)			41,923.52
2023 ARP Title IIIB Outreach	116,441.11					(116,441.11)			
2023 ARP Title IIIC Meals on Wheels	95,259.00					(60,649.00)			34,610.00
2023 ARP Title IIIC Nutrition Program	113,865.00				25,833.80	(121,266.72)			18,432.08
2023 ARP Title IIID Health	1,536.88					(1,536.88)			
2023 ARP Title IIIE Older Americans Act	36,076.00			(27,280.00)	15,000.00	(23,776.00)	(20.00)		
<u>2022 Title III Administration</u>									
Administration	4,822.23							\$ (4,822.23)	
<u>2022 Title IIIB Supportive Services & Senior Centers:</u>									
Aging & Disability Resource Connection / Outreach	17,789.14					196.97		(17,986.11)	
<u>2022 Title IIIC Nutrition Services:</u>									
Meals on Wheels	57,362.99							(57,362.99)	
Nutrition Program	82,770.83							(82,770.83)	

(Continued)

COUNTY OF CUMBERLAND
FEDERAL, STATE AND OTHER GRANT FUND
Statement of Reserve for Area Plan Grants - Appropriated
For the Year Ended December 31, 2024

<u>Description</u>	Dec. 31, 2023 <u>Balance</u>	<u>Budget Appropriations</u>			<u>Paid or Charged</u>			<u>Adjustments & Canceled</u>	Dec. 31, 2024 <u>Balance</u>
		<u>Original Budget</u>	<u>Amendments</u>	<u>Transfers</u>	<u>2023 Encumbered</u>	<u>Cash</u>	<u>2024 Encumbered</u>		
<u>2022 Title IIID Disease Prevention & Health Promotion:</u>									
Health Promotion	\$ 49.61							\$ (49.61)	
<u>2022 Title IIIE National Family Caregiver Support (Hospice):</u>									
Older Americans Act	14,477.94							(14,477.94)	
<u>2022 Medical Assistance Program (Medicaid)</u>									
ADRC / Outreach	50.00							(50.00)	
2022 ARP Title IIID Health	780.00								\$ 780.00
2022 ARP Title IIIE Older Americans Act	3,554.00								3,554.00
TOTAL Federal Grants	1,466,103.05	\$ 1,645,113.00	\$ 155,510.00	\$ -	\$ 164,326.58	\$(1,659,735.14)	\$ (150,139.73)	(177,519.71)	1,443,658.05
<u>NJ Department, Human Services, Area Plan</u>									
<u>2024 Social Services for the Aging - Area Plan:</u>									
State/Weekend Home Delivered Meals		23,758.00				(23,130.06)			627.94
Home Delivered Meals		1,391.00				(1,341.18)			49.82
Care Quality Management Assurance		23,810.00				(20,975.42)			2,834.58
Care Quality Management Assurance (Program Income)		79,284.00				(36,809.95)			42,474.05
Community-Based Senior Program		86,207.00				(85,613.39)	(541.18)		52.43
Adult Protective Services		114,432.00				(95,071.00)	(19,361.00)		
Safe Housing & Transportation Program		19,429.00				(2,410.32)			17,018.68

(Continued)

COUNTY OF CUMBERLAND
FEDERAL, STATE AND OTHER GRANT FUND
Statement of Reserve for Area Plan Grants - Appropriated
For the Year Ended December 31, 2024

<u>Description</u>	Dec. 31, 2023 <u>Balance</u>	<u>Budget Appropriations</u>			<u>Paid or Charged</u>			<u>Adjustments & Canceled</u>	Dec. 31, 2024 <u>Balance</u>
		<u>Original Budget</u>	<u>Amendments</u>	<u>Transfers</u>	<u>2023 Encumbered</u>	<u>Cash</u>	<u>2024 Encumbered</u>		
<u>2024 Social Services for the Aging - Area Plan (Cont'd):</u>									
Supplemental Aging Supportive Services									
Senior Transportation, Administration		\$ 38,461.00				\$ (31,201.01)			\$ 7,259.99
Senior Transportation, Operating		231,456.00		\$ (25,000.00)		(181,822.83)	\$ (3,012.66)		21,620.51
Division of Adult Services		254,628.00		25,000.00		(231,114.58)	(48,491.00)		22.42
Health & Human Services Outreach, Administration		31,447.00				(31,447.00)			
Health & Human Services Outreach, Operating		33,894.00				(29,641.58)			4,252.42
<u>2023 Social Services for the Aging - Area Plan:</u>									
State/Weekend Home Delivered Meals	\$ 497.25					(497.25)			
Home Delivered Meals	52.61					(52.61)			
Care Quality Management Assurance	2,813.08					(2,813.08)			
Care Quality Management Assurance (Program Income)	52,790.24					(944.26)			51,845.98
Community-Based Senior Program	1,193.68				\$ 2,193.37	(2,345.34)			1,041.71
Adult Protective Services					9,048.00	(9,048.00)			
Safe Housing & Transportation Program					693.00	(693.00)			
Supplemental Aging Supportive Services									
Senior Transportation, Operating	46,081.08				6,481.23	(18,945.94)			33,616.37
Division of Adult Services	471.96				18,293.27	(18,121.23)			644.00
Health & Human Services Outreach, Administration	3,391.69					(3,391.69)			
Health & Human Services Outreach, Operating	7,669.09					(7,669.09)			
<u>2022 Social Services for the Aging - Area Plan:</u>									
Care Quality Management Assurance (Program Income)	30,923.16							\$ (30,923.16)	
Community-Based Senior Program	1,404.94							(1,404.94)	

(Continued)

COUNTY OF CUMBERLAND
FEDERAL, STATE AND OTHER GRANT FUND
Statement of Reserve for Area Plan Grants - Appropriated
For the Year Ended December 31, 2024

Description	Dec. 31, 2023 Balance	Budget Appropriations			Paid or Charged			Adjustments & Canceled	Dec. 31, 2024 Balance	
		Original Budget	Amendments	Transfers	2023 Encumbered	Cash	2024 Encumbered			
2022 Social Services for the Aging - Area Plan (Cont'd):										
Supplemental Aging Supportive Services										
Senior Transportation, Administration	\$ 0.01								\$ (0.01)	
Senior Transportation, Operating	46,224.97								(46,224.97)	
Division of Adult Services	255.50								(255.50)	
Health & Human Services Outreach, Administration	8,043.87								(8,043.87)	
TOTAL State Grants	201,813.13	\$ 938,197.00	\$ -	\$ -	\$ 36,708.87	\$ (835,099.81)	\$ (71,405.84)	(86,852.45)	\$ 183,360.90	
TOTAL All Grants	\$1,667,916.18	\$ 2,583,310.00	\$ 155,510.00	\$ -	\$ 201,035.45	\$ (2,494,834.95)	\$ (221,545.57)	\$ (264,372.16)	\$ 1,627,018.95	
		Original	Amendments							
Anticipated Revenue		\$ 1,917,058.00	\$ 155,510.00							
Local Match		666,252.00								
Total		\$ 2,583,310.00	\$ 155,510.00							

COUNTY OF CUMBERLAND
FEDERAL, STATE AND OTHER GRANT FUND
Statement of Reserve for Federal, State and Other Grants - Appropriated
For the Year Ended December 31, 2024

Grant Description	Dec. 31, 2023 Balance	Budget Appropriations		Transfers	Paid or Charged			Adjustments & Canceled	Dec. 31, 2024 Balance
		Original Budget	Amended by N.J.S.A. 40A:4-87		2023 Encumbered	Cash Disbursement	2024 Encumbered		
Federal Agriculture									
USDA Rural Business Development Grant	\$ 26,000.00							\$ (26,000.00)	
FY 2021 Specialty Crop Block Grant Program	32,386.00					\$ (32,367.50)			\$ 18.50
Federal Department of Commerce									
Middle Mile (Broadband) Grant Program	23,631,239.13				\$ 545,453.00	(1,197,319.07)	\$ (2,478,372.80)		20,501,000.26
Federal Health & Human Services									
Retired Senior Volunteer Program 2023	26,224.65					(21,533.13)		(4,691.52)	
Retired Senior Volunteer Program - Local Match 2023	32,659.34					(29,342.44)		(3,316.90)	
Retired Senior Volunteer Program 2024			\$ 77,500.00			(52,961.34)			24,538.66
Retired Senior Volunteer Program - Local Match 2024			35,000.00			(5,405.93)			29,594.07
Senior Health Insurance Program 2023	17,565.76				2,230.00	(19,795.76)			
Senior Health Insurance Program 2024			38,000.00			(15,398.09)	(277.32)		22,324.59
2020 County Based Innovation Grant	30,113.77				25,335.00			(55,448.77)	
2022 County Based Innovation Grant	6,707.86				10,489.14	(11,535.00)	(886.68)		4,775.32
2023 County Based Innovation Grant	60,659.80		14,355.00		7,528.20	(56,888.00)	(6,850.78)		18,804.22
Community Peer Recovery Center	18,005.54				2,066.93	(20,072.47)			
Community Peer Recovery Center	91,277.24					(81,101.49)	(244.08)		9,931.67
Community Peer Recovery Center - State Opioid Response			36,486.00			(8,697.23)			27,788.77
Community Peer Recovery Center			375,000.00						375,000.00
WFNJ - TANF - SFY23	388,854.24					(21,874.24)		(366,980.00)	
WFNJ - TANF - SFY24	836,343.65				418,884.21	(1,058,567.26)			196,660.60
WFNJ - TANF - SFY25			1,285,050.00			(525,635.89)	(550,364.20)		209,049.91
Operation Helping Hand 2025			100,000.00						100,000.00
Operation Helping Hand II	292,704.04				8,070.75	(9,560.16)	(8,313.76)		282,900.87
Detection & Mitigation of COVID-19 in Confinement Facilities	128,484.00					(128,484.00)			
Low Income Home Energy Assistance Program 2024			8,086.00			(8,086.00)			
Police-Youth Initiative Grant Program	47,870.89				1,188.80	(49,059.69)			

(Continued)

COUNTY OF CUMBERLAND
FEDERAL, STATE AND OTHER GRANT FUND
Statement of Reserve for Federal, State and Other Grants - Appropriated
For the Year Ended December 31, 2024

Grant Description	Dec. 31, 2023 Balance	Budget Appropriations		Transfers	Paid or Charged			Adjustments & Canceled	Dec. 31, 2024 Balance
		Original Budget	Amended by N.J.S.A. 40A:4-87		2023 Encumbered	Cash Disbursement	2024 Encumbered		
<u>Federal Emergency Management Agency (Homeland Security)</u>									
Emergency Food & Shelter National Board Program (Phase ARPA-R)	\$ 9,871.14					\$ (8,382.45)		\$ (1,488.69)	
Emergency Food & Shelter National Board Program (Phase 40)	10,976.51				\$ 3,605.49	(14,582.00)			
Emergency Food & Shelter National Board Program (Phase 41)			\$ 10,877.00				\$ (9,000.00)		\$ 1,877.00
Emergency Management Agency Assistance	850.09				8,179.07	(9,029.16)			
Emergency Management Agency Assistance	48,860.52				6,139.48	(44,395.26)	(10,604.74)		
Emergency Management Agency Assistance - SFY22	55,000.00					(7,606.11)	(5,714.04)		41,679.85
Emergency Management Agency Assistance - SFY23	55,000.00								55,000.00
Emergency Management Agency Assistance - FFY24			55,000.00						55,000.00
Emergency Management Agency Assistance - SFY24			55,000.00						55,000.00
<u>Federal Executive Office of the President</u>									
2022 High Intensity Drug Traffic Area Grant	57,367.36					(42,367.36)	(15,000.00)		
2024 High Intensity Drug Traffic Area Grant			80,000.00			(2,344.28)	(12,000.00)		65,655.72
<u>Federal Homeland Security</u>									
Homeland Security Program	5.70								5.70
Homeland Security Program	23,538.97					(23,538.92)			0.05
Homeland Security Program - 2022	88,479.61								88,479.61
Homeland Security Program - 2023	103,586.64				36,960.11	(52,177.00)			88,369.75
<u>Federal Housing & Urban Development</u>									
Small Cities CDBG-CV2			488,000.00			(488,000.00)			
FY 2024 Small Cities - Public Facilities for ADA Improvements			400,000.00				(20,000.00)		380,000.00
Small Cities Housing Rehabilitation Program (Septic Improvements)	213,802.00		82,765.82		58,550.80	(98,969.50)	(58,881.30)		197,267.82
<u>Federal Justice</u>									
FY 2021 Community Policing Development Microgrant Program	49,820.86				5,799.34	(19,462.22)		(36,157.98)	
Criminal Alien Assistance Program - 2022	10,000.00								10,000.00
Criminal Alien Assistance Program - 2023	17,065.80				17,341.20	(885.20)	(11,062.80)		22,459.00
FY22 State Criminal Alien Assistance Program	27,705.00								27,705.00
FY23 State Criminal Alien Assistance Program		\$ 16,525.00							16,525.00
Children Exposed to Violence	591,194.01				23,059.50	(240,617.13)	(75,825.00)		297,811.38
STOP School Violence Program	54,290.24					(13,425.03)			40,865.21
Comprehensive Anti-Gang Programs	263,397.00				97,393.52	(145,252.84)	(161,335.00)		54,202.68
VOCA Sexual Assault Nurse Examiner - 2022	13,519.16							(13,519.16)	
VOCA Sexual Assault Nurse Examiner - 2023	46,276.14							(46,276.14)	
VOCA Sexual Assault Nurse Examiner - 2023/2024	160,462.00				808.00	(148,877.16)			12,392.84
VOCA Sexual Assault Nurse Examiner - 2024-2025			179,168.00						179,168.00

(Continued)

COUNTY OF CUMBERLAND
FEDERAL, STATE AND OTHER GRANT FUND
Statement of Reserve for Federal, State and Other Grants - Appropriated
For the Year Ended December 31, 2024

Grant Description	Dec. 31, 2023 Balance	Budget Appropriations		Transfers	Paid or Charged			Adjustments & Canceled	Dec. 31, 2024 Balance
		Original Budget	Amended by N.J.S.A. 40A:4-87		2023 Encumbered	Cash Disbursement	2024 Encumbered		
<u>Federal Justice (Cont'd)</u>									
FFY21 Victims of Crime Act (VOCA)	\$ 93,490.66							\$ (93,490.66)	
FFY22 Victims of Crime Act (VOCA)	477,606.95				\$ 3,234.24	\$ (382,489.19)		(98,352.00)	
FFY23 Victims of Crime Act (VOCA)			\$ 599,978.75			(121,216.93)	\$ (4,443.86)		\$ 474,317.96
FY19 Justice Assistance Grant (JAG) Program	0.68							(0.68)	
FY20 Justice Assistance Grant (JAG) Program	24,040.13				18,039.58	(42,079.71)			
FY21 Justice Assistance Grant (JAG) Program	29,387.42				33,036.60	(61,982.10)		(441.92)	
FY22 Justice Assistance Grant (JAG) Program		\$ 67,428.00				(60,927.56)	(6,500.44)		
FY23 Byrne Discretionary Community Projects - Youth Cessation Initiative			35,000.00						35,000.00
Edward Byrne - Justice Assistance Grant FY 2023	6,437.21					(6,291.79)			145.42
FFY21 STOP Violence Against Women Act (VAWA)	17,167.78							(17,167.78)	
FFY22 STOP Violence Against Women Act (VAWA)	10,830.86				51,090.00	(61,920.52)		(0.34)	
FFY23 STOP Violence Against Women Act (VAWA)			70,328.00			(6,650.34)	(35,000.00)		28,677.66
2021 BJA FY 21 Connect and Protect: Law Enforcement Behavioral Health Responses	350,991.79				75,700.00	(122,670.91)	(104,370.27)		199,650.61
2021 BJA FY21 Comprehensive Opioid, Stimulant, and Substance Abuse Site-Based Program	751,202.80				42,843.93	(158,268.05)	(36,341.60)		599,437.08
BJA FY23 Justice and Mental Health Collaboration Program	550,000.00					(27,033.72)			522,966.28
<u>Federal Transportation</u>									
FTA - Section 5311 Administration (CARES)					4,913.32	(4,913.32)			
FTA - Section 5307 Administration	782,107.80								782,107.80
FTA - Section 5307 Administration 2022	238,446.36					(81,607.62)			156,838.74
FTA - Section 5311 Administration 2022	54,740.69					84,123.73		(138,864.42)	
FTA - Section 5307 Administration 2023	194,344.25				1,557.84	(185,676.00)			10,226.09
FTA - Section 5311 Administration 2023	214,302.00					(114,287.76)			100,014.24
FTA - Section 5311 Administration 2023	389,705.00					(314,299.26)	(10.07)		75,395.67
FTA - Section 5307 Administration 2024		1,421,249.00				(944,188.58)	(2,788.82)		474,271.60
FTA - Section 5311 Administration 2024		50,062.50							50,062.50
FTA - Section 5311 Administration 2024		382,318.50				(2,668.47)			379,650.03
Subregional Transportation Planning - FY 2023	4.93				2.51			(7.44)	
Subregional Transportation Planning - FY 2024	19,492.71				74,994.86	(88,521.72)			5,965.85
Subregional Transportation Planning - FY 2025			103,200.00			(5,442.01)			97,757.99
2020 Federal Road Program	96,773.94								96,773.94
2020 Federal Traffic Signal Improvements	223,432.40								223,432.40
Surface Transportation Block Grant (2021 Federal Road Program)	29,369.94				134,855.78	(134,855.78)			29,369.94
Highway Safety Improvement Program (C.R. 621 Roundabout ROW)	(0.00)				48,204.01	(2,154.85)	(46,049.16)		
Highway Planning and Construction (Newport Streetscape Improvements)	0.00				106,884.37	(37,545.43)	(69,338.94)		

(Continued)

COUNTY OF CUMBERLAND
FEDERAL, STATE AND OTHER GRANT FUND
Statement of Reserve for Federal, State and Other Grants - Appropriated
For the Year Ended December 31, 2024

Grant Description	Dec. 31, 2023 Balance	Budget Appropriations		Transfers	Paid or Charged			Adjustments & Canceled	Dec. 31, 2024 Balance
		Original Budget	Amended by N.J.S.A. 40A:4-87		2023 Encumbered	Cash Disbursement	2024 Encumbered		
<u>Federal Transportation (Cont'd)</u>									
Surface Transportation Block Grant (2022 Federal Road Program)	\$ 376,509.50				\$ 463,212.44	\$ (192,158.08)			\$ 647,563.86
Surface Transportation Block Grant (2023 Federal Road Program)	2,900,000.00	\$ 867,972.20				(161,366.71)	\$ (3,606,605.49)		
Surface Transportation Block Grant (2024 Federal Road Program)			\$ 2,300,000.00						2,300,000.00
Federal Highway Administration - Signal Improvements	42,192.42								42,192.42
Systemic High Friction Treatment	902,491.75								902,491.75
Systemic High Friction Treatment	1,050,636.97								1,050,636.97
2019 FHA - Greenwich / Stowe Creek	562,977.98								562,977.98
2019 Federal Highway Administration - Flashers	318,042.80								318,042.80
<u>Federal Treasury</u>									
Coronavirus Local Fiscal Recovery Funds	6,577,129.77				2,908,236.22	(6,359,442.70)	(3,125,923.29)		
Local Assistance and Tribal Consistency Fund	100,000.00						(48,186.20)		51,813.80
ARPA CLFRF - Automated License Plate Reader Initiative	268,856.00				133,183.00		(133,183.00)		268,856.00
NJSL Capital Projects Fund: Community Center Digital Connect			3,000,000.00						3,000,000.00
<u>Federal Labor</u>									
WIOA Adult - SFY23	600,214.06					(597,651.06)		(2,563.00)	
WIOA Dislocated Worker - SFY23	311,072.71					(311,072.71)			
WIOA Youth - SFY23	1,351,571.11					(489,483.11)		(862,088.00)	
WIOA Adult - SFY24	2,080,327.21					(1,861,681.67)			218,645.54
WIOA Dislocated Worker - SFY24	949,323.00					(806,373.94)			142,949.06
WIOA Youth - SFY24	2,139,606.34					(903,809.20)			1,235,797.14
WIOA - Data Reporting and Analysis - SFY24	12,971.00					(12,971.00)			
WIOA Adult - SFY25			2,539,653.00			(136,864.53)			2,402,788.47
WIOA Dislocated Worker - SFY25			987,753.00			(224,067.70)			763,685.30
WIOA Youth - SFY25			2,611,848.00			(139,600.29)			2,472,247.71
WIOA - Data Reporting and Analysis - SFY254			12,971.00			(12,971.00)			
WIOA/WFNJ Summer Youth Employment Program 2024			387,600.00			(387,600.00)			
TOTAL Federal Grants	52,665,963.58	2,805,555.20	15,968,619.57	\$ -	5,379,071.24	(20,194,277.90)	(10,643,473.64)	(1,766,855.40)	44,214,602.65
<u>NJ Department of Agriculture</u>									
2022 Spotted Lanternfly Program	15,000.00								15,000.00
<u>NJ Agency - NJ Transit</u>									
Veterans Transportation 2023	9,620.18					(8,370.18)		(1,250.00)	
Veterans Transportation 2024			15,000.00			(7,499.97)			7,500.03

(Continued)

COUNTY OF CUMBERLAND
FEDERAL, STATE AND OTHER GRANT FUND
Statement of Reserve for Federal, State and Other Grants - Appropriated
For the Year Ended December 31, 2024

Grant Description	Dec. 31, 2023 Balance	Budget Appropriations		Transfers	Paid or Charged			Adjustments & Canceled	Dec. 31, 2024 Balance
		Original Budget	Amended by N.J.S.A. 40A:4-87		2023 Encumbered	Cash Disbursement	2024 Encumbered		
<u>NJ Agency - NJ Transit (Cont'd)</u>									
Senior Citizens & Disabled Transportation - Administration 2022	\$ 10,745.30			\$ (10,745.30)					
Senior Citizens & Disabled Transportation - Capital 2022	37,119.40			(37,119.40)					
Senior Citizens & Disabled Transportation - Operating 2022	153,388.57			(153,388.57)					
Senior Citizens & Disabled Transportation - Administration 2023	13,683.13				\$ 703.91	\$ (1,565.24)			\$ 12,821.80
Senior Citizens & Disabled Transportation - Capital 2023	30,672.85				138,735.00	(60,735.00)	\$ (56,983.40)		51,689.45
Senior Citizens & Disabled Transportation - Operating 2023	264,810.28				3,153.45	(26,838.71)			241,125.02
Senior Citizens & Disabled Transportation - Administration 2024		\$ 78,456.00				(60,554.05)	(200.00)		17,701.95
Senior Citizens & Disabled Transportation - Capital 2024		48,746.73		201,253.27		(21,016.60)	(78,000.00)		150,983.40
Senior Citizens & Disabled Transportation - Operating 2024		596,323.27				(323,024.50)	(795.00)		272,503.77
Job Access & Reverse Commute - SFY24	238,661.68					(237,793.64)		\$ (868.04)	
Job Access & Reverse Commute - SFY25			\$ 440,000.00			(180,807.87)			259,192.13
<u>NJ Department of Community Affairs</u>									
LEAP Challenge Grant	2,720.00				6,225.00	(6,195.00)		(2,750.00)	
Recreation Opportunities for Individuals with Disabilities	5,000.00					(5,000.00)			
Recreation Opportunities for Individuals with Disabilities		10,000.00				(10,000.00)			
Local Efficiency Achievement Program - Fellowship Grant		821.92				(821.92)			
Local Efficiency Achievement Program - Fellowship Grant 2022	50,000.00					(50,000.00)			
Local Efficiency Achievement Program - Fellowship Grant 2023	56,301.00					(56,301.00)			
Local Recreation Improvement Grant - Giles Park			70,000.00				(69,999.91)		0.09
Universal Service Fund Administration 2024			5,391.00			(5,391.00)			
<u>NJ Department of Corrections</u>									
FY 2023 County Reentry Coordinators Program	96,485.50					(69,481.64)		(27,003.86)	
FY 2025 County Reentry Coordinators Program			100,000.00			(21,250.18)			78,749.82
<u>NJ Department of Environmental Protection</u>									
Green Acres Project - Trail Development on Mid-County Park	474,485.00				11,575.00	(24,775.62)	(2,824.38)		458,460.00
Green Acres Project - Inclusive Park, County Library			1,000,000.00			(4,650.00)	(3,850.00)		991,500.00
Clean Communities - 2024			241,806.18			(241,806.18)			
<u>NJ Department of Health & Senior Services</u>									
Comprehensive Alcohol 2023	16,206.28				23,373.76	(39,580.04)			
Comprehensive Alcohol 2024		499,796.00	200,000.00			(374,687.79)	(33,118.89)		291,989.32
FFY24 Senior Farmers Market Nutrition Program			3,235.00			(3,235.00)			
<u>NJ Department of Children and Families</u>									
Children and Family Prevention Planning	10,485.03							(10,485.03)	
SSBG - Adolescents/Human Services 2023	59,909.61				450.72	(60,360.33)			

(Continued)

COUNTY OF CUMBERLAND
FEDERAL, STATE AND OTHER GRANT FUND
Statement of Reserve for Federal, State and Other Grants - Appropriated
For the Year Ended December 31, 2024

Grant Description	Dec. 31, 2023 Balance	Budget Appropriations		Transfers	Paid or Charged			Adjustments & Canceled	Dec. 31, 2024 Balance
		Original Budget	Amended by N.J.S.A. 40A:4-87		2023 Encumbered	Cash Disbursement	2024 Encumbered		
<u>NJ Department of Children and Families (Cont'd)</u>									
SFY25 HSAC Planning and Information Services Program			\$ 75,030.00			\$ (12,116.68)			\$ 62,913.32
Children and Family Prevention Planning 2023	\$ 18,693.45				\$ 205,965.75	(224,659.20)			
SFY25 Community Prevention, Direct Service Program			321,000.00			(123,555.95)	\$ (161,980.67)		35,463.38
Children System of Care - 2023	29,208.87					(29,208.87)			
Children System of Care - 2024			39,455.00			(18,051.60)			21,403.40
Child Advocacy Development Grant - Capital	11,487.27				34.28				11,521.55
Child Advocacy Development Grant - Treatment Services, Programs and Tech.	82,344.00							\$ (82,344.00)	
Child Advocacy Development Grant 2022	59,854.00								59,854.00
Child Advocacy Development Grant 2023	19,720.29								19,720.29
Child Advocacy Development Grant 2024	16,640.73	\$ 19,460.00			107,213.98	(143,299.71)			15.00
Child Advocacy Development Grant SFY 2025			143,213.00			(23,432.50)	(115,633.00)		4,147.50
Child Advocacy Development Grant - Capital	16,461.00					(13,865.45)	(1,554.58)		1,040.97
<u>NJ Department of Human Services</u>									
Personal Assistance Program 2023	16,426.25					(16,426.25)			
Personal Assistance Program 2024			26,190.00			(8,624.29)			17,565.71
Enrichment Center for the Blind 2024		27,145.00				(27,145.00)			
Communication Access Services	33,979.44								33,979.44
Social Services for the Homeless 2022	1,985.00							(1,985.00)	
Social Services for the Homeless 2023	2,122.39				94,059.00	(89,696.39)	(6,485.00)		
Social Services for the Homeless 2024		1,030,500.00				(839,365.42)	(180,246.58)		10,888.00
Social Services for the Homeless	109.00								109.00
DMHAS Disaster Response Crisis Counseling (DRCC) Program			30,000.00			(19,092.23)	(4,935.28)		5,972.49
DMHAS Disaster Response Crisis Counseling (DRCC) Program			30,000.00			(1,907.96)			28,092.04
Medical Assisted Treatment Initiative - SFY23	284,514.89				25,000.00	0.11		(309,515.00)	
Medical Assisted Treatment Initiative - SFY24	353,243.00				25,000.00	(145,530.24)	(25,000.00)		207,712.76
Medical Assisted Treatment Initiative - SFY25			403,451.00			(48,890.27)	(15,000.00)		339,560.73
Special Transportation Initiative 2023	45.37					(45.37)			
Special Transportation Initiative 2024		50,936.00				(29,179.67)			21,756.33
<u>NJ Department of Law & Public Safety</u>									
State / Community Partnership 2022	69,768.31				128,362.89		(128,362.89)		69,768.31
State / Community Partnership 2023	80,419.09				167,451.02	(163,903.76)	(60,435.64)		23,530.71
State / Community Partnership 2024		516,599.00				(263,987.35)	(117,769.66)		134,841.99
Juvenile Detention Alternatives Initiative 2022	3,821.06				73,513.85			(77,334.91)	
Juvenile Detention Alternatives Initiative 2023	3,652.58				47,493.28	(4,755.69)	(46,143.28)		246.89
Juvenile Detention Alternatives Initiative 2024		120,000.00				(58,814.87)	(28,352.47)		32,832.66
Radiologic Emergency Response Plan - 2022	14,660.45								14,660.45

(Continued)

COUNTY OF CUMBERLAND
FEDERAL, STATE AND OTHER GRANT FUND
Statement of Reserve for Federal, State and Other Grants - Appropriated
For the Year Ended December 31, 2024

Grant Description	Dec. 31, 2023 Balance	Budget Appropriations		Transfers	Paid or Charged			Adjustments & Canceled	Dec. 31, 2024 Balance
		Original Budget	Amended by N.J.S.A. 40A:4-87		2023 Encumbered	Cash Disbursement	2024 Encumbered		
<u>NJ Department of Law & Public Safety (Cont'd)</u>									
Radiologic Emergency Response Plan - 2023	\$ 17,151.58				\$ 23,368.50	\$ (23,368.50)			\$ 17,151.58
Radiologic Emergency Response Plan - 2024	26,639.19				84,986.35	(94,992.36)			16,633.18
FY 2025 Radiologic Emergency Response Plan			\$ 107,576.05			(35,914.96)	\$ (37,024.50)		34,636.59
SFY21 Body-Worn Camera Grant Program (Sheriff)	19,086.36					(19,086.36)			
Body Armor Replacement Program - Prosecutor 2023					2,648.69	(2,509.00)			139.69
Body Armor Replacement Program - Sheriff 2024		\$ 3,827.38				(3,561.60)			265.78
Body Armor Replacement Program - Jail 2024		6,258.93							6,258.93
Body Armor Replacement Program - Prosecutor 2024		3,123.51				(3,123.51)			
SFY 24 Arrive Together Grant Program			150,000.00			(76,306.62)	(17,420.96)		56,272.42
SFY 2023Operation Helping Hand	97,325.23				3,620.45	(23,736.16)	(1,348.71)		75,860.81
<u>NJ Department of State</u>									
Historical Commission - County History Partnership Program 2023					17,400.00	(16,557.50)	(842.50)		
Historical Commission - County History Partnership Program 2024		44,100.00				(33,697.50)	(10,402.50)		
FY22 Local Arts Program	3,000.00				4,641.99	(4,641.99)			3,000.00
FY23 Local Arts Program	0.64				107,122.98	(70,817.28)	(32,846.00)		3,460.34
FY24 Local Arts Program		365,900.00				(288,114.75)	(77,785.25)		
Southern Shore Regional DMO 2022	5,021.68				5,594.32	(5,594.32)			5,021.68
Southern Shore Regional DMO 2023	41.49				13,200.00	(13,200.00)			41.49
Southern Shore Regional DMO 2024			37,500.00			(26,615.86)	(10,884.14)		
<u>NJ Department of Transportation</u>									
2021 Annual Transportation Program	198,102.34				5,902,466.64	(4,752,746.38)	(1,343,891.91)		3,930.69
2022 Annual Transportation Program	6,489,519.39				1,287,885.61	(2,935.50)	(7,774,199.50)		270.00
2023 Annual Transportation Program	7,777,405.00					(735,000.00)	(3,376,917.00)		3,665,488.00
2024 Annual Transportation Program	7,770,768.00								7,770,768.00
2025 Annual Transportation Program			7,227,733.00						7,227,733.00
2020 Local Bridge Fund - Aitken Drive					194,592.74	(194,592.74)			
2020 Capital Transportation Program	27,741.53				632,096.79	(604,244.02)			55,594.30
Statewide Transportation and Local Bridge Bond	47,270.53								47,270.53
2020 Local Bridge Fund - Beals Mill Road	300,813.00								300,813.00
FY20 Local Freight Impact Fund (CR 720 - Reeves Road)					1,200,000.00	(1,075,283.63)	(124,716.37)		
FY 2023 Local Freight Impact Fund LFIF (CR674 Garden Rd)		2,500,000.00							2,500,000.00
FY 2023 Local Freight Impact Fund LFIF II (CR650 SheppardsMill/Dutch Mill)		1,950,000.00					(1,950,000.00)		
FY 2024 Local Freight Impact Fund LFIF (CR66 Bridgeton Ave)			1,500,000.00						1,500,000.00
Local Transportation Projects Fund - Money Island Access			150,000.00						150,000.00
FY 2022 Local Bridges Fund Program: Chestnut Avenue over Panther Branch	572,929.00					(190,819.54)	(96,759.79)		285,349.67
FY 2021 Local Bridges Fund Program: Future Needs for Chestnut Avenue over Panther Branch			1,297,071.00				(1,297,071.00)		
(Continued)									

(Continued)

COUNTY OF CUMBERLAND
FEDERAL, STATE AND OTHER GRANT FUND
Statement of Reserve for Federal, State and Other Grants - Appropriated
For the Year Ended December 31, 2024

Grant Description	Dec. 31, 2023 Balance	Budget Appropriations		Transfers	Paid or Charged			Adjustments & Canceled	Dec. 31, 2024 Balance
		Original Budget	Amended by N.J.S.A. 40A:4-87		2023 Encumbered	Cash Disbursement	2024 Encumbered		
<u>NJ Department of Transportation (Cont'd)</u>									
FY 2024 Local Bridges Fund Program: CR 640 (Friesburg Rd) over Cohansey River			\$ 1,297,284.00						\$ 1,297,284.00
FY 2022 Local Bridges Fund Program: CR 640 Over Cohansey River	\$ 724,077.00								724,077.00
2021 Transportation Trust Fund Road Program					\$ 2,547,235.13	\$ (336,994.80)	\$ (2,210,240.33)		
Local Bridge 2017, Buckhorn	641,372.37								641,372.37
Local Bridge 2015, Countermeasures	300,000.00								300,000.00
2018 Local Discretionary Aid	34,453.00								34,453.00
Local Freight Impact Fund Program	342,361.49							\$ (342,361.49)	
Local Bridge 2019	1,300,842.00								1,300,842.00
<u>NJ Governor's Council on Drug/Alcohol</u>									
Drug & Alcohol Alliance 2022					13,133.55	(8,661.00)	(4,472.55)		
Drug & Alcohol Alliance 2023	43,328.28				66,925.00	(84,701.67)	(25,502.29)		49.32
Drug & Alcohol Alliance 2024			142,142.00			(32,076.05)	(66,925.00)		43,140.95
Alliance to Prevent Substance Abuse Disorder DMHAS			15,000.00						15,000.00
FY 2022 Youth Leadership Grant					9,930.00	(9,930.00)			
FY 2023 Youth Leadership Grant	25,158.00					(8,161.00)	(12,997.00)		4,000.00
<u>NJ Department, Labor & Workforce Development</u>									
Workforce Learning Link - SFY23	17,732.06					(17,732.06)			
Workforce Learning Link - SFY24	130,000.00					(118,330.00)			11,670.00
Adult Literacy Innovations - SFY255			445,000.00			(1,467.16)			443,532.84
WFNJ - General Assist. / Supp. Nutrition Assist. Program - SFY23	148,734.92					(13,453.92)		(135,281.00)	
WFNJ - General Assist. / Supp. Nutrition Assist. Program - SFY24	747,158.44					(697,548.42)			49,610.02
WFNJ - General Assist. / Supp. Nutrition Assist. Program - SFY25			1,113,108.00			(440,588.99)			672,519.01
Supplemental Workforce Development Benefits (SmartSTEPS)	1,605.00							(1,605.00)	
<u>New Jersey Economic Development Authority</u>									
Opportunity Zone Challenge Grant					25,000.00	(25,000.00)			
<u>New Jersey Office of Information Technology</u>									
FY24 9-1-1 Public Safety Answering Point Upgrades & Consolidation		\$ 33,900.00					(33,900.00)		
TOTAL State Grants	30,474,087.77	7,905,893.74	16,626,185.23	\$ -	13,200,159.63	(14,299,401.22)	(19,643,817.93)	(992,783.33)	33,270,323.89

(Continued)

COUNTY OF CUMBERLAND
FEDERAL, STATE AND OTHER GRANT FUND
Statement of Reserve for Federal, State and Other Grants - Appropriated
For the Year Ended December 31, 2024

<u>Grant Description</u>	Dec. 31, 2023 <u>Balance</u>	<u>Budget Appropriations</u>		<u>Transfers</u>	<u>Paid or Charged</u>			<u>Adjustments & Canceled</u>	Dec. 31, 2024 <u>Balance</u>
		<u>Original Budget</u>	<u>Amended by N.J.S.A. 40A:4-87</u>		<u>2023 Encumbered</u>	<u>Cash Disbursement</u>	<u>2024 Encumbered</u>		
<u>Grants from Other Sources</u>									
Opioid Settlement Proceeds	\$ 347,061.71					\$ (4,540.00)	\$ (25,460.00)		\$ 317,061.71
Atlantic City Electric Co. Grant	368,254.83				\$ 115,560.00	(284,657.76)			199,157.07
TOTAL Other Grants	715,316.54	\$ -	\$ -	\$ -	115,560.00	(289,197.76)	(25,460.00)	\$ -	516,218.78
TOTAL All Grants	\$83,855,367.89	\$10,711,448.94	\$ 32,594,804.80	\$ -	\$18,694,790.87	\$ (34,782,876.88)	\$ (30,312,751.57)	\$ (2,759,638.73)	\$78,001,145.32

	<u>Original</u>	<u>Amendments</u>
Anticipated Revenue	\$10,263,846.94	\$ 32,355,805.05
Local Match	447,602.00	238,999.75
Total	<u>\$10,711,448.94</u>	<u>\$ 32,594,804.80</u>

COUNTY OF CUMBERLAND
FEDERAL, STATE AND OTHER GRANT FUND
Statement of Grant Awards - Division of Social Services
For the Year Ended December 31, 2024

	<u>Balance</u> <u>Dec. 31, 2023</u>	<u>Budgeted</u> <u>Grant</u> <u>Revenue</u>	<u>Matching</u> <u>Funds</u>	<u>Grant</u> <u>Receipts</u>	<u>Expended</u>	<u>Balance</u> <u>Dec. 31, 2024</u>
<u>Grant Assistance Reserves</u>						
Temporary Assistance for Needy Families....	\$ 6,715,097.92	\$ 70,341.00	\$ 69,800.17	\$ 2,263,409.23	\$ (2,280,620.45)	\$ 6,767,686.87
Supplemental Security Income.....	438,976.49	2,190,096.00	571,878.00	918,200.00	(1,404,596.45)	524,458.04
Child Support Assistance.....	9,033.48			94,815.00	(95,101.00)	8,747.48
SNAP Grant Funds:						
SNAP Pandemic Funds.....	19,128.90				(19,128.90)	
SNAP ARPA Funds 2023.....	0.13					0.13
SNAP ARPA Funds 2024.....		52,171.00		52,171.00	(37,224.47)	14,946.53
General Assistance.....	95,409.79			526,930.20	(589,543.31)	32,796.68
Total Social Services Programs.....	7,277,646.71	2,312,608.00	641,678.17	3,855,525.43	(4,426,214.58)	7,348,635.73
<u>Due to State of New Jersey</u>						
Temporary Assistance for Needy Families....	33,825.65			107,545.15	(108,451.25)	32,919.55
Child Support Program.....	7,122.00			74,260.00	(76,012.00)	5,370.00
Total Due New Jersey.....	40,947.65	-	-	181,805.15	(184,463.25)	38,289.55
Total.....	\$ 7,318,594.36	\$ 2,312,608.00	\$ 641,678.17	\$ 4,037,330.58	\$ (4,610,677.83)	\$ 7,386,925.28
Cash Disbursements						<u>\$ (4,610,677.83)</u>

COUNTY OF CUMBERLAND
FEDERAL, STATE AND OTHER GRANT FUND
Statement of Reserve for Clearing Fund - Division of Social Services
For the Year Ended December 31, 2024

Balance December 31, 2023.....	\$	66,038.92
Increased by Cash Receipts		
Pending Claims.....	\$	2,454.81
Refunds due to Fraud.....		130.00
Other Refunds or Overpayments.....		26,718.04
Food Stamp Recoupment for Overissuances.....		89,152.60
Medical Assistance.....		7,112.42
Other Collections.....		133,189.43
		<hr/>
Total Cash Receipts.....		258,757.30
		<hr/>
		324,796.22
Decreased by Disbursements		
Cash to Clients.....		(85,595.81)
State Treasurer - Food Stamp Repayments.....		(65,191.15)
State Treasurer - Medical Assistance.....		(1,932.90)
Reserved.....		(644.30)
Reimbursement to Assistance Fund		
(AFDC/TANF and Adult Programs).....		(84,841.74)
Other.....		(13,369.73)
		<hr/>
Total Cash Disbursements.....		(251,575.63)
		<hr/>
Balance December 31, 2024.....	\$	73,220.59
		<hr/>

COUNTY OF CUMBERLAND
FEDERAL, STATE AND OTHER GRANT FUND
Statement of Reserve for Child Support and Paternity Fund - Division of Social Services
For the Year Ended December 31, 2024

Balance December 31, 2023.....	\$	192,575.88
Increased by Cash Receipts		
Regular Collections.....	\$	962,490.38
Blood Tests.....		10,420.48
Interest / Dividends.....		1,054.67
Other Refunds or Overpayments.....		<u>5,466.69</u>
Total Cash Receipts.....		<u>979,432.22</u>
		1,172,008.10
Decreased by Disbursements		
Refund to Assistance Fund.....		(432,650.84)
Adjustments (Federal Share to Administration Fund).....		(432,650.92)
Disregard Payments to Assistance Fund.....		(94,815.00)
Blood Tests.....		(10,420.48)
Interest / Dividends.....		<u>(1,054.67)</u>
Total Cash Disbursements.....		<u>(971,591.91)</u>
Balance December 31, 2024.....	\$	<u><u>200,416.19</u></u>

COUNTY OF CUMBERLAND
FEDERAL, STATE AND OTHER GRANT FUND
Statement of REACH Account - Division of Social Services
For the Year Ended December 31, 2024

Balance December 31, 2023.....			
Advanced Payment for REACH Expenses.....	\$	55,000.00	
Reserve for REACH Expenses.....		<u>(345.76)</u>	
	\$		54,654.24
Increased by Assistance Reimbursements.....			6,662.26
Decreased by TRE Expenditures.....			<u>(6,392.76)</u>
Balance December 31, 2024.....	\$		<u><u>54,923.74</u></u>

Analysis of Balance, December 31, 2024

Advanced Payment for REACH Expenses.....	\$	55,000.00	
Reserve for REACH Expenses.....		<u>(76.26)</u>	
Balance December 31, 2024.....	\$		<u><u>54,923.74</u></u>

SUPPLEMENTAL EXHIBITS
OTHER OFFICIALS AND INSTITUTIONS

COUNTY OF CUMBERLAND
OTHER OFFICIALS AND INSTITUTIONS
 County Clerk

Statements of Assets, Liabilities and Reserves -- Regulatory Basis
 As of December 31, 2024 and 2023

	<u>Dec. 31, 2024</u>	<u>Dec. 31, 2023</u>
<u>ASSETS</u>		
Cash	\$ 582,377.18	\$ 379,205.27
	<u>582,377.18</u>	<u>379,205.27</u>
<u>LIABILITIES</u>		
<u>AND RESERVES</u>		
Revenue Account:		
Due to County Treasurer	\$ 179,132.10	\$ 156,618.92
Due to State of New Jersey	370,787.00	194,906.85
Reserve for Attorneys' Deposits	32,458.08	27,679.50
	<u>582,377.18</u>	<u>379,205.27</u>

See Exhibit SJ for Cash Reconciliation at December 31, 2024.

COUNTY OF CUMBERLAND
OTHER OFFICIALS AND INSTITUTIONS
County Clerk
Statement of Due To County Treasurer
For the Year Ended December 31, 2024

Balance Dec. 31, 2023			
County Clerk Fees	\$	80,203.00	
Realty Transfer Fees		38,946.00	
Public Health Priority Funding		17,968.25	
Copier Revenue		126.00	
Passport Processing Fees		7,570.00	
Modernization Trust Fund		4,418.00	
Homeless Trust Fund		6,800.00	
Interest		<u>587.67</u>	
			<u>\$ 156,618.92</u>
Increased by:			
Collections:			
County Clerk Fees	\$	967,257.50	
Realty Transfer Fees		584,585.50	
Passport Processing Fees		<u>173,476.00</u>	
		1,725,319.00	
Clerk - Modernization Trust Fund		60,596.00	
Clerk - Homeless Trust Fund		81,460.00	
County Board of Health Priority Fund		68,050.00	
Public Health Priority Funding		199,902.00	
Copier Fee Revenue		807.00	
Interest Earned		<u>8,470.08</u>	
			<u>2,144,604.08</u>
Subtotal (Carried Forward)			2,301,223.00

(Continued)

COUNTY OF CUMBERLAND
OTHER OFFICIALS AND INSTITUTIONS
County Clerk
Statement of Due To County Treasurer
For the Year Ended December 31, 2024

Subtotal (Brought Forward)		\$ 2,301,223.00
Decreased by:		
Payments to County Treasurer:		
County Clerk Fees	\$ 971,715.50	
Realty Transfer Fees	575,908.00	
Passport Processing Fees	<u>159,386.00</u>	
		\$ 1,707,009.50
Clerk - Modernization Trust Fund		59,856.00
Clerk - Homeless Trust Fund		82,360.00
County Board of Health Priority Fund		68,050.00
Public Health Priority Funding		195,761.75
Copier Fee Revenue		933.00
Interest		<u>8,120.65</u>
		<u>2,122,090.90</u>
Balance Dec. 31, 2024		<u><u>\$ 179,132.10</u></u>

Analysis of Balance Dec. 31, 2024

County Clerk Fees	\$ 75,745.00	
Realty Transfer Fees	47,623.50	
Public Health Priority Funding	22,108.50	
Passport Processing Fees	21,660.00	
Modernization Trust Fund	5,158.00	
Homeless Trust Fund	5,900.00	
Interest	<u>937.10</u>	
		<u><u>\$ 179,132.10</u></u>

COUNTY OF CUMBERLAND
OTHER OFFICIALS AND INSTITUTIONS
County Surrogate
Statements of Assets, Liabilities and Reserves -- Regulatory Basis
As of December 31, 2024 and 2023

<u>ASSETS</u>	<u>Dec. 31, 2024</u>	<u>Dec. 31, 2023</u>
Revenue Account:		
Cash	\$ 8,126.45	\$12,420.26
Senior Free Wills Account:		
Cash	1,467.19	6,143.93
Custodian Account:		
Cash and Cash Equivalents	<u>7,827,101.87</u>	<u>7,107,220.76</u>
	<u><u>\$ 7,836,695.51</u></u>	<u><u>\$ 7,125,784.95</u></u>

LIABILITIES
AND RESERVES

Revenue Account:		
Due to County Treasurer	\$ 1,202.49	\$2,724.93
Attorneys' Deposits	<u>6,923.96</u>	<u>9,695.33</u>
	8,126.45	12,420.26
Senior Free Wills Account:		
Reserve for Senior Free Wills	1,467.19	6,143.93
Custodian Account:		
Reserve for Custodian Funds	<u>7,827,101.87</u>	<u>7,107,220.76</u>
	<u><u>\$ 7,836,695.51</u></u>	<u><u>\$ 7,125,784.95</u></u>

See Exhibit SJ for Cash Reconciliation at December 31, 2024.

COUNTY OF CUMBERLAND
OTHER OFFICIALS AND INSTITUTIONS
 County Surrogate Custodian Account
 Statement of Cash and Cash Equivalents
 For the Year Ended December 31, 2024

Balance Dec. 31, 2023		\$ 7,107,220.76
Increased by Receipts:		
By Virtue of Order of County Court, Probate		
Division, Funds Deposited in Savings and		
Loan Associations as per Court Order	\$ 1,884,279.69	
Interest on Certificate of Deposits and Intermingled Minor Account	<u>300,217.75</u>	
		<u>2,184,497.44</u>
		9,291,718.20
Decreased by Disbursements:		
Payments Made Pursuant to Order by		
the County Court, Probate Division	1,463,691.80	
Interest, Penalties and Service Charges	<u>924.53</u>	
		<u>1,464,616.33</u>
Balance Dec. 31, 2024		<u><u>\$ 7,827,101.87</u></u>

Schedule of Cash and Cash Equivalents Dec. 31, 2024

Investors Bank		
Guardianship -- Intermingled Minor Account		\$ 7,407,796.29
Ocean First Bank		
Certificate of Deposit No.:		
xxxx13		195,251.95
Century Federal Savings		
Certificates of Deposit Nos.:		
xxxx58		115,398.76
xxxx88		78,326.89
xxxx80		<u>30,327.98</u>
		<u><u>\$ 7,827,101.87</u></u>

COUNTY OF CUMBERLAND
OTHER OFFICIALS AND INSTITUTIONS
County Surrogate
Statement of Due To County Treasurer
For the Year Ended December 31, 2024

Balance Dec. 31, 2023		
Surrogate Fees	\$ 2,701.95	
Interest	<u>22.98</u>	
		<u>\$ 2,724.93</u>
Increased by:		
Collections:		
Fees	174,918.09	
Surrogate - Modernization Trust Fund	10,186.00	
Interest Earned	<u>286.93</u>	
		<u>185,391.02</u>
		188,115.95
Decreased by:		
Payments to County Treasurer:		
Fees	176,447.74	
Surrogate - Modernization Trust Fund	10,186.00	
Interest Earned	<u>279.72</u>	
		<u>186,913.46</u>
Balance Dec. 31, 2024		<u><u>\$ 1,202.49</u></u>

Analysis of Balance Dec. 31, 2024

Surrogate Fees	\$ 1,172.30	
Interest	<u>30.19</u>	
		<u><u>\$ 1,202.49</u></u>

COUNTY OF CUMBERLAND
OTHER OFFICIALS AND INSTITUTIONS
County Sheriff
Statements of Assets, Liabilities and Reserves -- Regulatory Basis
As of December 31, 2024 and 2023

	<u>Dec. 31, 2024</u>	<u>Dec. 31, 2023</u>
<u>ASSETS</u>		
Cash	\$ 753,983.00	\$ 452,716.98
<u>LIABILITIES AND RESERVES</u>		
Due to County Treasurer	\$ 70.40	\$ 48.88
Reserve for Attorneys' Deposits	5,398.45	6,267.42
Garnish Payments	5,694.57	4,078.36
Levy Payments	63.97	
Reserve for Sales and Executions	742,755.61	442,322.32
	<u>\$ 753,983.00</u>	<u>\$ 452,716.98</u>

See Exhibit SJ for Cash Reconciliation at December 31, 2024.

COUNTY OF CUMBERLAND
OTHER OFFICIALS AND INSTITUTIONS
County Sheriff
Statement of Due To County Treasurer
For the Year Ended December 31, 2024

Balance Dec. 31, 2023		\$	48.88
Increased by:			
Collections:			
Fees	\$	605,969.20	
Sheriff - Modernization Trust Fund		7,513.36	
Interest Earned		<u>845.98</u>	
			<u>614,328.54</u>
			614,377.42
Decreased by:			
Payments to County Treasurer:			
Fees		605,969.20	
Sheriff - Modernization Trust Fund		7,513.36	
Interest		<u>824.46</u>	
			<u>614,307.02</u>
Balance Dec. 31, 2024		\$	<u><u>70.40</u></u>

Analysis of Balance Dec. 31, 2024

Interest - Revenue	\$	70.15
Interest - Subpoena		<u>0.25</u>
	\$	<u><u>70.40</u></u>

COUNTY OF CUMBERLAND
OTHER OFFICIALS AND INSTITUTIONS
Prosecutor's Confidential Fund
Statements of Assets and Reserves -- Regulatory Basis
As of December 31, 2024 and 2023

	<u>Dec. 31, 2024</u>	<u>Dec. 31, 2023</u>
<u>ASSETS</u>		
Cash	<u>\$ 10,195.86</u>	<u>\$ 11,568.37</u>
<u>RESERVES</u>		
Reserve for Prosecutor's Confidential Fund	<u>\$ 10,195.86</u>	<u>\$ 11,568.37</u>

See Exhibit SJ for Cash Reconciliation at December 31, 2024.

COUNTY OF CUMBERLAND
OTHER OFFICIALS AND INSTITUTIONS
 County Jail

Statements of Assets and Reserves -- Regulatory Basis
 As of December 31, 2024 and 2023

	<u>Dec. 31, 2024</u>	<u>Dec. 31, 2023</u>
<u>ASSETS</u>		
Electronic Monitoring Program Account:		
Cash	\$ -	\$ 55.22
Bail Account:		
Cash	291.53	10,197.48
Inmate Pay Account:		
Cash	-	3.57
	<u>\$ 291.53</u>	<u>\$ 10,256.27</u>
<u>RESERVES</u>		
Electronic Monitoring Program Account:		
Reserve for Electronic Monitoring Program Account	\$ -	\$ 55.22
Bail Account:		
Reserve for Department of Corrections Bail Account	291.53	10,197.48
Inmate Pay Account:		
Reserve for Inmate Pay Account	-	3.57
Total Reserves	<u>\$ 291.53</u>	<u>\$ 10,256.27</u>

See Exhibit SJ for Cash Reconciliation at December 31, 2024.

COUNTY OF CUMBERLAND
OTHER OFFICIALS AND INSTITUTIONS
Statement of Cash Reconciliation
As of December 31, 2024

	<u>Bank</u>	<u>Balance per Certification</u>	<u>Deposits in Transit</u>	<u>Outstanding Checks per Permanent Record</u>		<u>Balance</u>	<u>Reference</u>
County Clerk:							
Revenue Account	(A)	\$ 557,849.68	\$ 24,727.00	\$ 199.50	\$ 582,377.18	\$ 582,377.18	(SE)
County Surrogate:							
Revenue Account	(A)	8,205.15	181.30	260.00	8,126.45		
Senior Free Wills	(A)	1,467.19			1,467.19		
Disbursement / Intermingled	(C)	7,383,624.96	27,356.33	3,185.00	7,407,796.29	\$ 7,417,389.93	(SF)
County Sheriff:							
Revenue Account	(B)	1,016,445.96		262,463.21	753,982.75		
Extradition Account	(B)	11.09		11.09	-		
Subpoena Account	(B)	0.25			0.25		
						\$ 753,983.00	(SG)
Prosecutor's Office:							
Confidential Fund	(A)	10,195.86				\$ 10,195.86	(SH)
County Jail:							
Dept. of Corrections Bail Account	(A)	8,879.03		8,587.50	291.53		
						\$ 291.53	(SI)
(A) Ocean First Bank (B) Newfield National Bank (C) Citizens Bank							

COUNTY OF CUMBERLAND

PART II

SCHEDULE OF FINDINGS AND RECOMMENDATIONS

**FOR THE YEAR ENDED
DECEMBER 31, 2024**

COUNTY OF CUMBERLAND
Schedule of Findings and Recommendations
For the Year Ended December 31, 2024

Schedule of Financial Statement Findings

This section identifies the significant deficiencies, material weaknesses, fraud, noncompliance with provisions of laws, regulations, contracts, and grant agreements related to financial statements for which *Government Auditing Standards* and audit requirements as prescribed by the Division of Local Government Services, Department of Community Affairs, State of New Jersey, requires.

None.

COUNTY OF CUMBERLAND
Summary Schedule of Prior Year Audit Findings
and Recommendations as Prepared by Management

This section identifies the status of prior year findings related to the financial statements that are required to be reported in accordance with *Government Auditing Standards*.

None.

COUNTY OF CUMBERLAND
Officials in Office and Surety Bonds

The following officials were in office during the year ended December 31, 2024.

<u>Name</u>	<u>Title</u>	<u>Amount of Surety Bond</u>
Joseph Sileo	Director of the Board	B
Antonio Romero	Deputy Director of the Board	B
James Sauro	Member of the Board	B
Victoria Groetsch-Lods	Member of the Board	B
Douglas Albrecht	Member of the Board	B
Art Marchand	Member of the Board	B
Sandy Taylor	Member of the Board	B
Celeste M. Riley	County Clerk / Adjuster	\$50,000.00 A
Michael Donato	Sheriff	\$35,000.00 A
Rudolph Luisi	Surrogate	\$25,000.00 A
Kevin Smaniotto	County Administrator, Interim effective December 20, 2024	B
Luz Vasquez	Deputy County Administrator	B
Kimberly Codispoti	Clerk to the Board	B
Jeffrey T. Ridgway, Jr.	Chief Financial Officer / County Treasurer	\$1,750,000.00 A
John G. Carr	County Counsel	
Paige Desiere	Director of Personnel	
Ronald D. Riggins	Warden	
Charles Albino	Director, Corrections	
Jennifer Webb-McRae	Prosecutor	
Kevin Smaniotto	Director of Public Works	
Douglas Whitaker	County Engineer	
Gabriel R. Scarpa	Public Safety Director	
Patricia Belmont	Tax Administrator	
Robert L. Bumpus	Executive County Superintendent of Schools	

A = Western Surety in the amount designated

B = Western Surety under a blanket bond of \$50,000.00.

APPRECIATION

I express my appreciation for the assistance and courtesies rendered by the County officials during the course of the audit.

Respectfully submitted,

Bowman & Company LLP

BOWMAN & COMPANY LLP
Certified Public Accountants
& Consultants

Carol A McAllister

Carol A McAllister
Certified Public Accountant
Registered Municipal Accountant